

Q1 What school does your child currently attend? If you have more than one child attending an EIPS school or a child who attends classes at more than one EIPS school, complete this survey for each one.

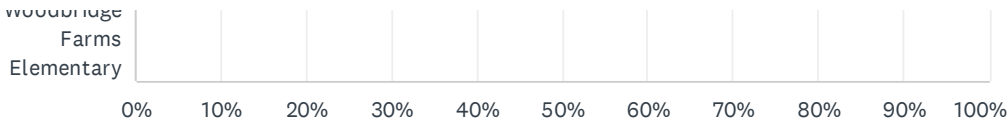
Answered: 75      Skipped: 0

[illegible]

2024-25 EIPS Annual Feedback Survey: For Parents and Caregivers

James Mowat Elementary										
Lakeland Ridge										
Lamont Elementary										
Lamont High										
Mills Haven Elementary										
Mundare School										
Next Step Fort Saskatchewan										
Next Step Sherwood Park										
Next Step Vegreville										
Pine Street Elementary										
Rudolph Hennig Junior High										
Salisbury Composite High										
Sherwood Heights Junior High										
SouthPointe School										
Strathcona Christian Academy...										
Strathcona Christian Academy...										
Uncas Elementary										
Vegreville Composite High										
Wes Hosford Elementary										
Westboro Elementary										
Win Ferguson Elementary										
Woodbridge										

2024-25 EIPS Annual Feedback Survey: For Parents and Caregivers



# 2024-25 EIPS Annual Feedback Survey: For Parents and Caregivers

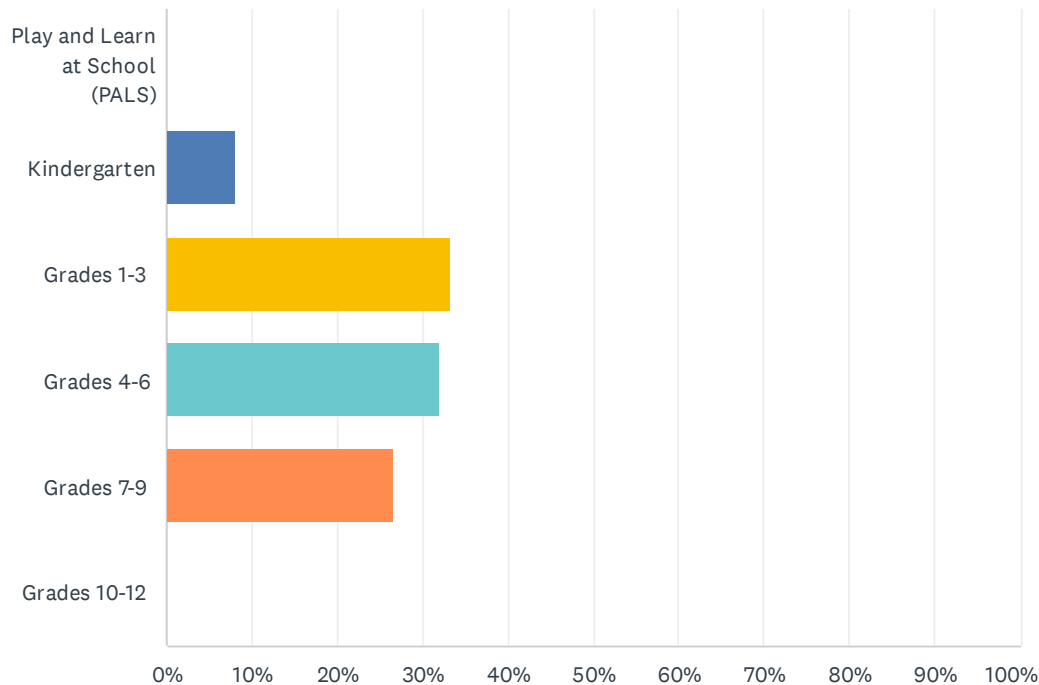
ANSWER CHOICES	RESPONSES	
A.L. Horton Elementary	0.00%	0
Ardrossan Elementary	0.00%	0
Ardrossan Junior Senior High	0.00%	0
Bev Facey Community High	0.00%	0
Brentwood Elementary	0.00%	0
Bruderheim School	0.00%	0
Clover Bar Junior High	0.00%	0
Davidson Creek Elementary	0.00%	0
École Campbelltown	0.00%	0
École Parc Élémentaire	0.00%	0
F.R. Haythorne Junior High	0.00%	0
Fort Saskatchewan Christian	0.00%	0
Fort Saskatchewan Elementary	0.00%	0
Fort Saskatchewan High	0.00%	0
Fultonvale Elementary Junior High	100.00%	75
Glen Allan Elementary	0.00%	0
Heritage Hills Elementary	0.00%	0
James Mowat Elementary	0.00%	0
Lakeland Ridge	0.00%	0
Lamont Elementary	0.00%	0
Lamont High	0.00%	0
Mills Haven Elementary	0.00%	0
Mundare School	0.00%	0
Next Step Fort Saskatchewan	0.00%	0
Next Step Sherwood Park	0.00%	0
Next Step Vegreville	0.00%	0
Pine Street Elementary	0.00%	0
Rudolph Hennig Junior High	0.00%	0
Salisbury Composite High	0.00%	0
Sherwood Heights Junior High	0.00%	0
SouthPointe School	0.00%	0
Strathcona Christian Academy Elementary	0.00%	0

2024-25 EIPS Annual Feedback Survey: For Parents and Caregivers

Strathcona Christian Academy Secondary	0.00%	0
Uncas Elementary	0.00%	0
Vegreville Composite High	0.00%	0
Wes Hosford Elementary	0.00%	0
Westboro Elementary	0.00%	0
Win Ferguson Elementary	0.00%	0
Woodbridge Farms Elementary	0.00%	0
TOTAL		75

Q2 What grade is your child currently in?

Answered: 75    Skipped: 0



ANSWER CHOICES	RESPONSES	
Play and Learn at School (PALS)	0.00%	0
Kindergarten	8.00%	6
Grades 1-3	33.33%	25
Grades 4-6	32.00%	24
Grades 7-9	26.67%	20
Grades 10-12	0.00%	0
TOTAL		75

Q3 As a result of being in the Play and Learn at School (PALS) program, my child’s demonstrating growth in their development.

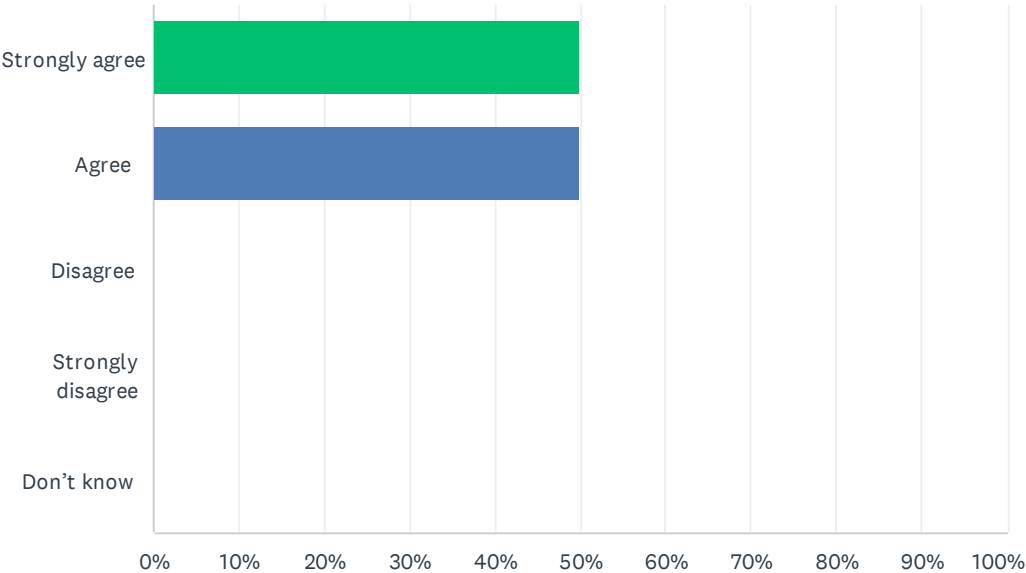
Answered: 0    Skipped: 75

 No matching responses.

ANSWER CHOICES	RESPONSES	
Strongly agree	0.00%	0
Agree	0.00%	0
Disagree	0.00%	0
Strongly disagree	0.00%	0
Don't know	0.00%	0
TOTAL		0

Q4 As a result of being in the kindergarten program, my child’s becoming ready to enter Grade 1.

Answered: 6    Skipped: 69

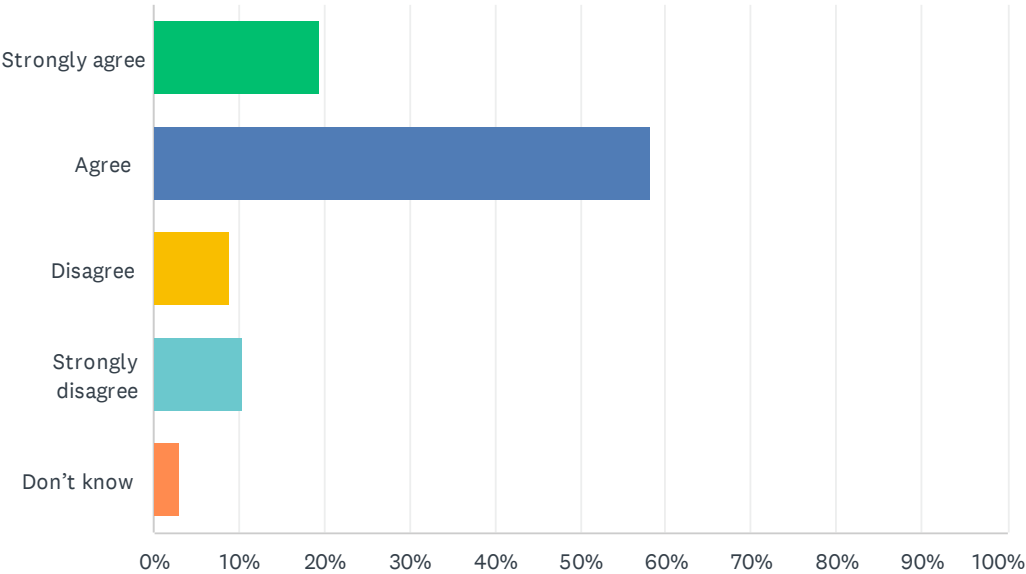


ANSWER CHOICES	RESPONSES	
Strongly agree	50.00%	3
Agree	50.00%	3
Disagree	0.00%	0
Strongly disagree	0.00%	0
Don't know	0.00%	0
TOTAL		6



Q5 My child's individual needs are met.

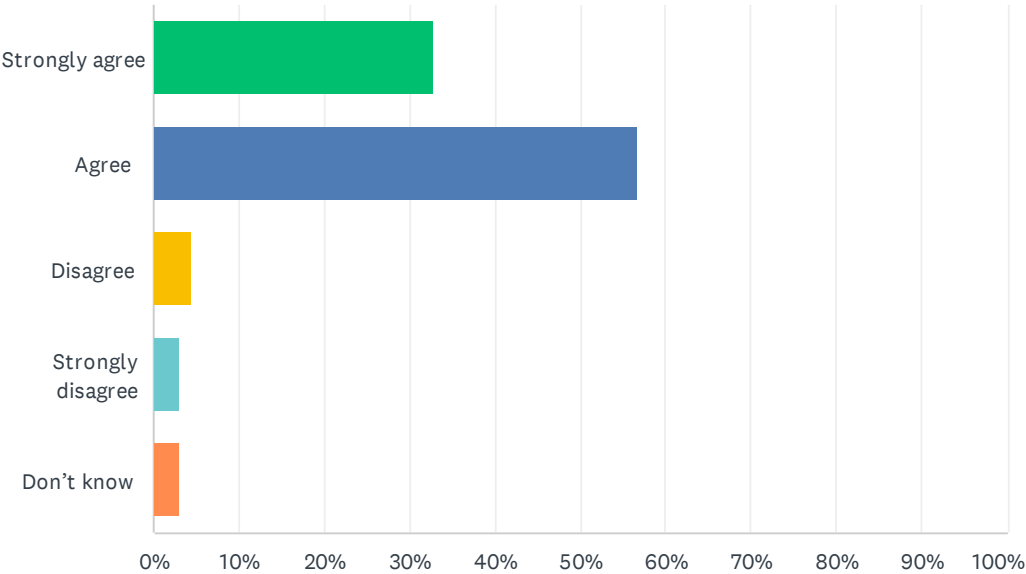
Answered: 67    Skipped: 8



ANSWER CHOICES	RESPONSES	
Strongly agree	19.40%	13
Agree	58.21%	39
Disagree	8.96%	6
Strongly disagree	10.45%	7
Don't know	2.99%	2
TOTAL		67

Q6 My child's encouraged to do their best.

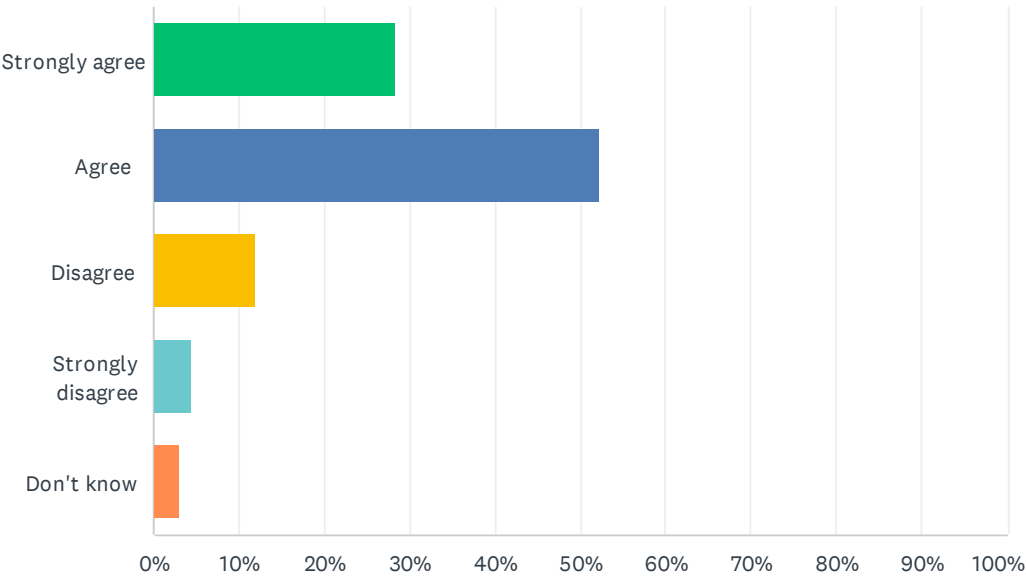
Answered: 67    Skipped: 8



ANSWER CHOICES	RESPONSES	
Strongly agree	32.84%	22
Agree	56.72%	38
Disagree	4.48%	3
Strongly disagree	2.99%	2
Don't know	2.99%	2
TOTAL		67

Q7 My child's demonstrating growth in literacy.

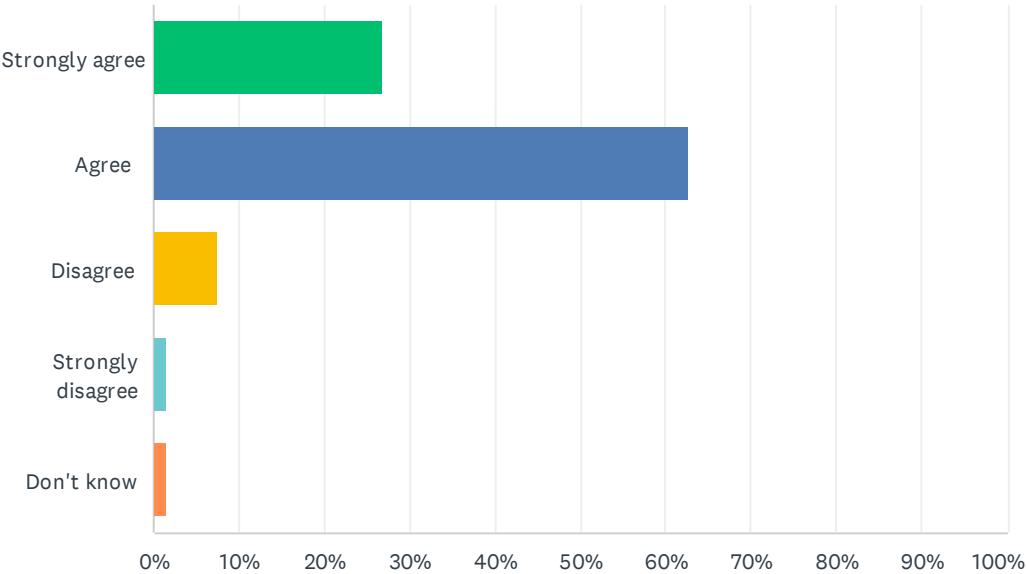
Answered: 67   Skipped: 8



ANSWER CHOICES	RESPONSES	
Strongly agree	28.36%	19
Agree	52.24%	35
Disagree	11.94%	8
Strongly disagree	4.48%	3
Don't know	2.99%	2
TOTAL		67

Q8 My child's demonstrating growth in numeracy.

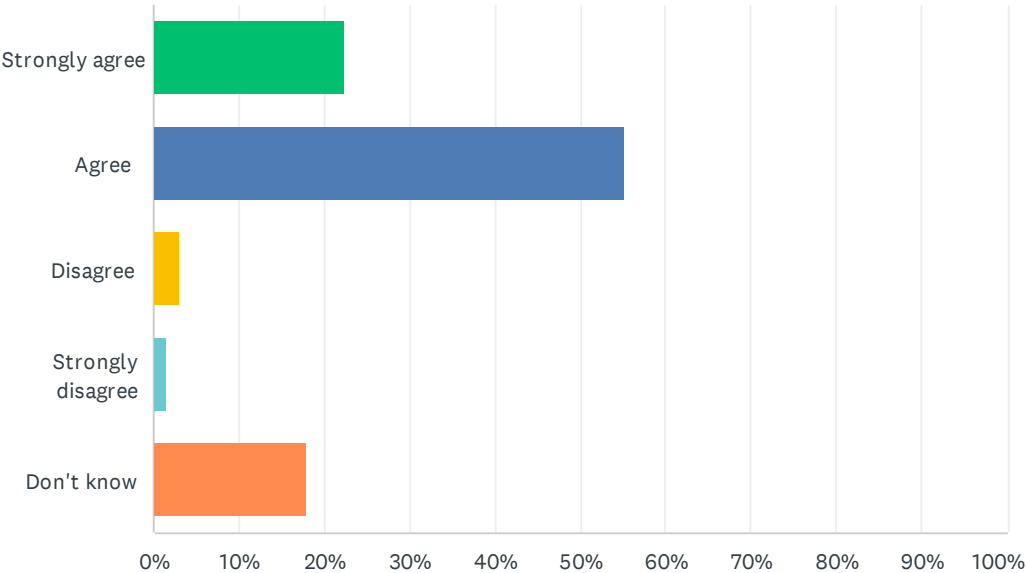
Answered: 67    Skipped: 8



ANSWER CHOICES	RESPONSES	
Strongly agree	26.87%	18
Agree	62.69%	42
Disagree	7.46%	5
Strongly disagree	1.49%	1
Don't know	1.49%	1
TOTAL		67

# Q9 My child has an understanding of First Nations, Métis and Inuit culture and history.

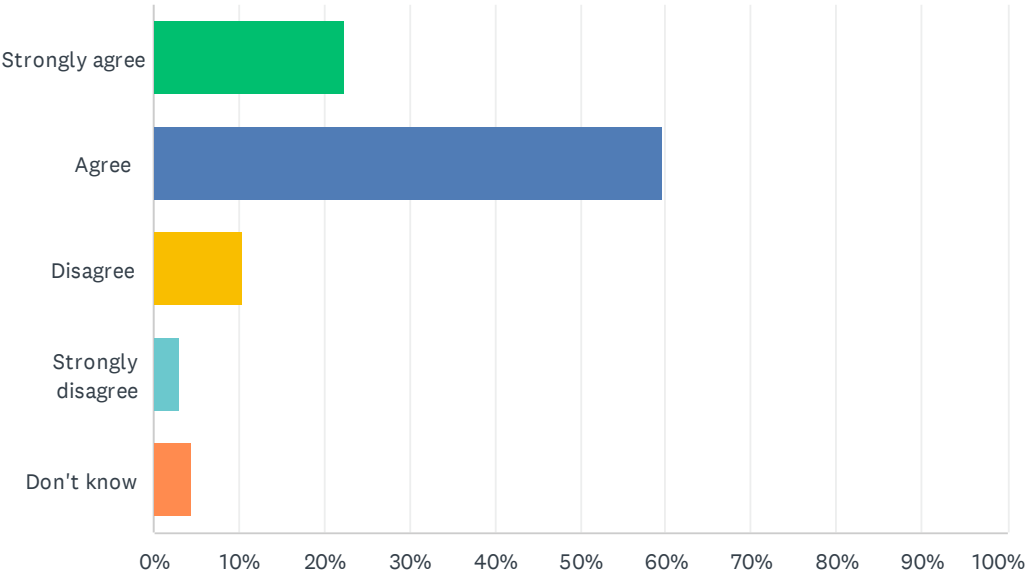
Answered: 67    Skipped: 8



ANSWER CHOICES	RESPONSES	
Strongly agree	22.39%	15
Agree	55.22%	37
Disagree	2.99%	2
Strongly disagree	1.49%	1
Don't know	17.91%	12
TOTAL		67

Q10 My child's learning the knowledge, skills and attitudes necessary to be successful in life.

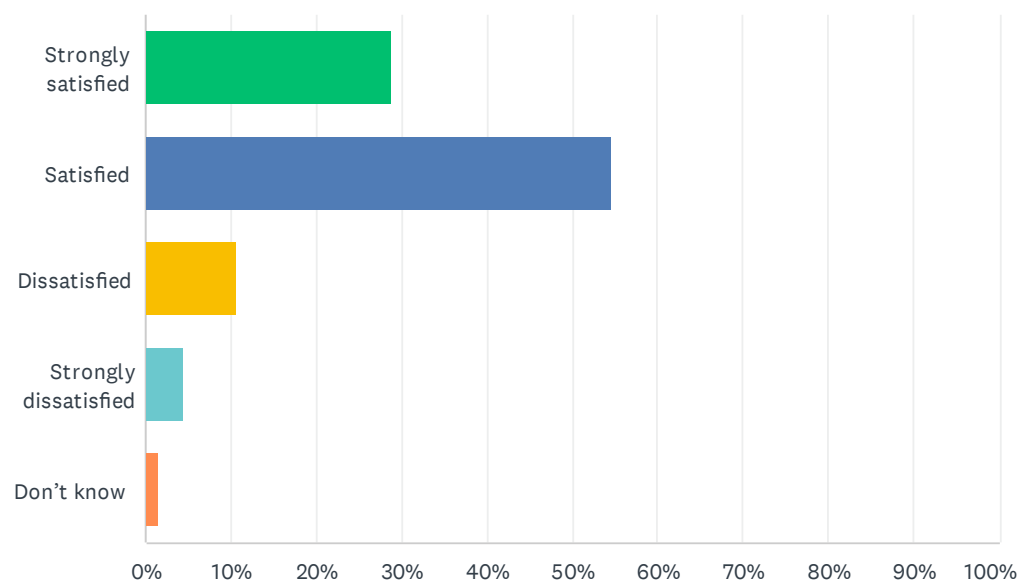
Answered: 67    Skipped: 8



ANSWER CHOICES	RESPONSES	
Strongly agree	22.39%	15
Agree	59.70%	40
Disagree	10.45%	7
Strongly disagree	2.99%	2
Don't know	4.48%	3
TOTAL		67

Q11 How satisfied are you with the quality of education your child's receiving at school?

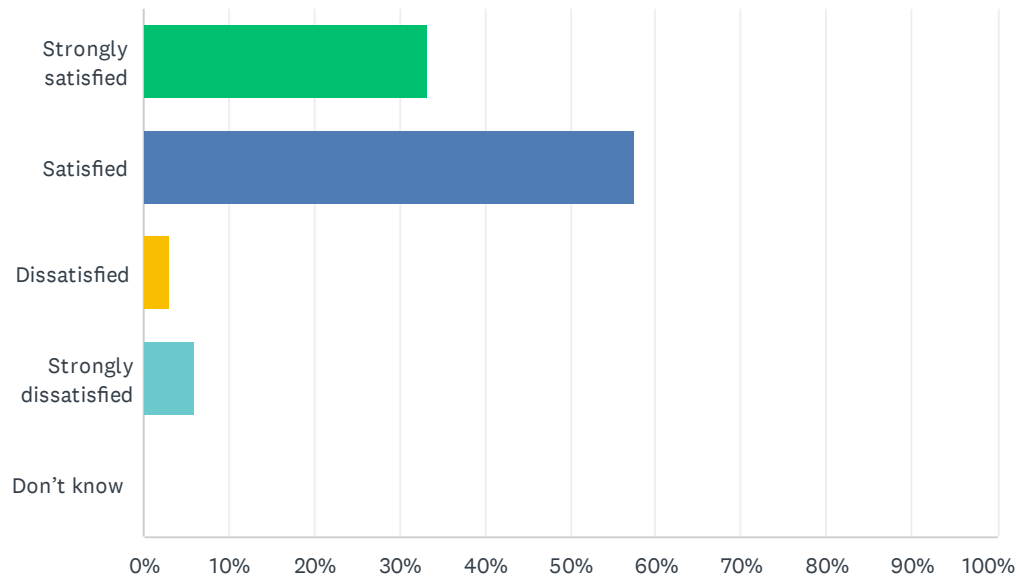
Answered: 66 Skipped: 9



ANSWER CHOICES	RESPONSES	
Strongly satisfied	28.79%	19
Satisfied	54.55%	36
Dissatisfied	10.61%	7
Strongly dissatisfied	4.55%	3
Don't know	1.52%	1
TOTAL		66

Q12 How satisfied are you with the quality of teaching at your child’s school?

Answered: 66    Skipped: 9

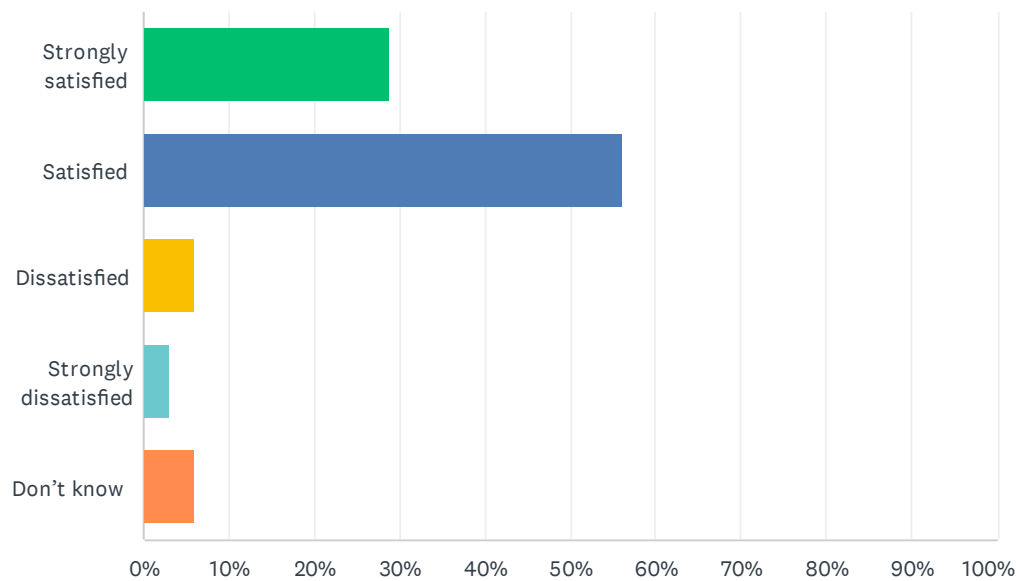


ANSWER CHOICES	RESPONSES	
Strongly satisfied	33.33%	22
Satisfied	57.58%	38
Dissatisfied	3.03%	2
Strongly dissatisfied	6.06%	4
Don't know	0.00%	0
TOTAL		66



Q13 How satisfied are you with the leadership at your child's school?

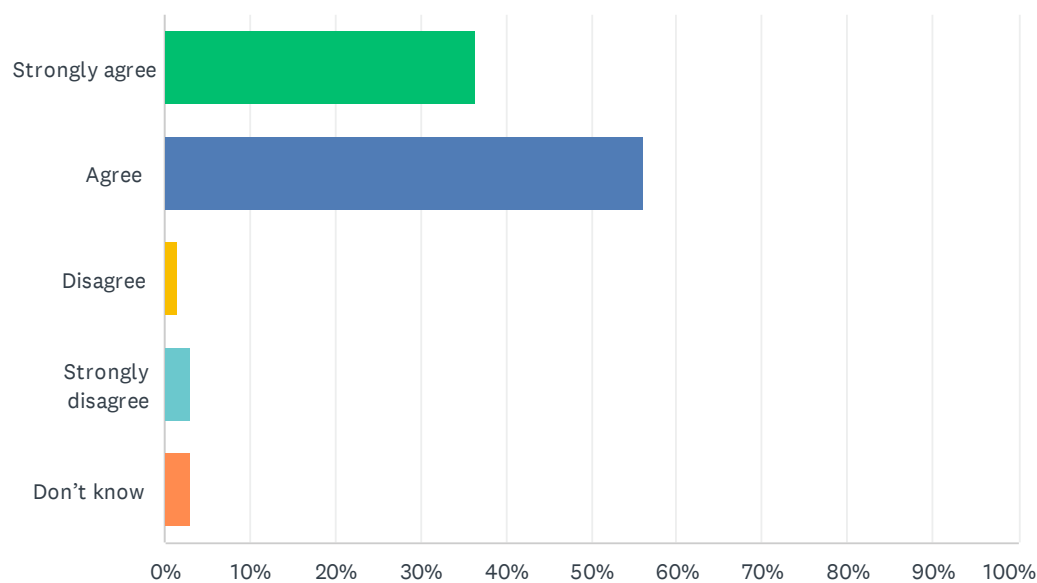
Answered: 66    Skipped: 9



ANSWER CHOICES		RESPONSES	
Strongly satisfied		28.79%	19
Satisfied		56.06%	37
Dissatisfied		6.06%	4
Strongly dissatisfied		3.03%	2
Don't know		6.06%	4
TOTAL			66

Q14 My child’s school encourages my child to be a responsible, respectful and engaged citizen.

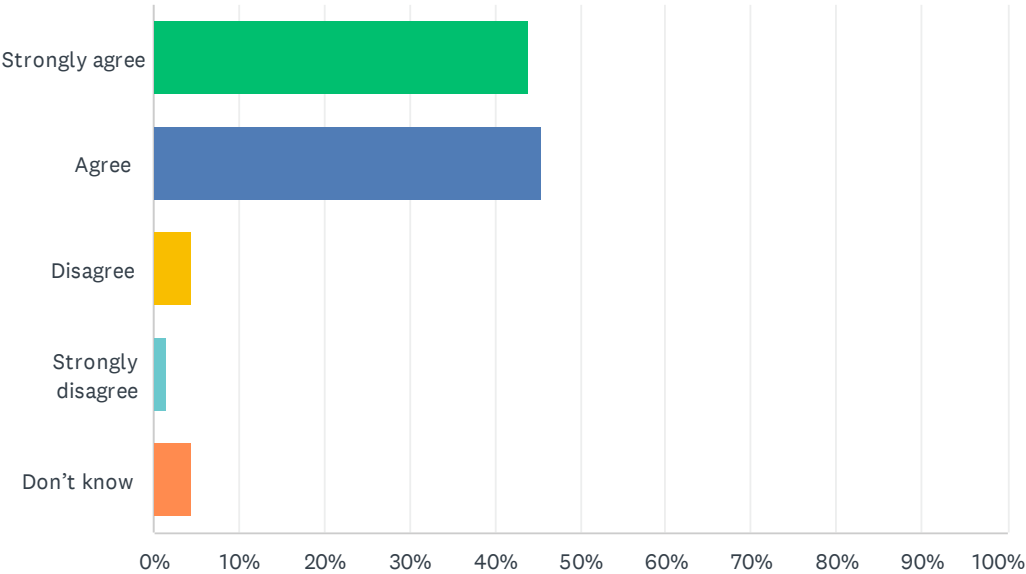
Answered: 66    Skipped: 9



ANSWER CHOICES	RESPONSES	
Strongly agree	36.36%	24
Agree	56.06%	37
Disagree	1.52%	1
Strongly disagree	3.03%	2
Don't know	3.03%	2
TOTAL		66

Q15 School staff care about my child.

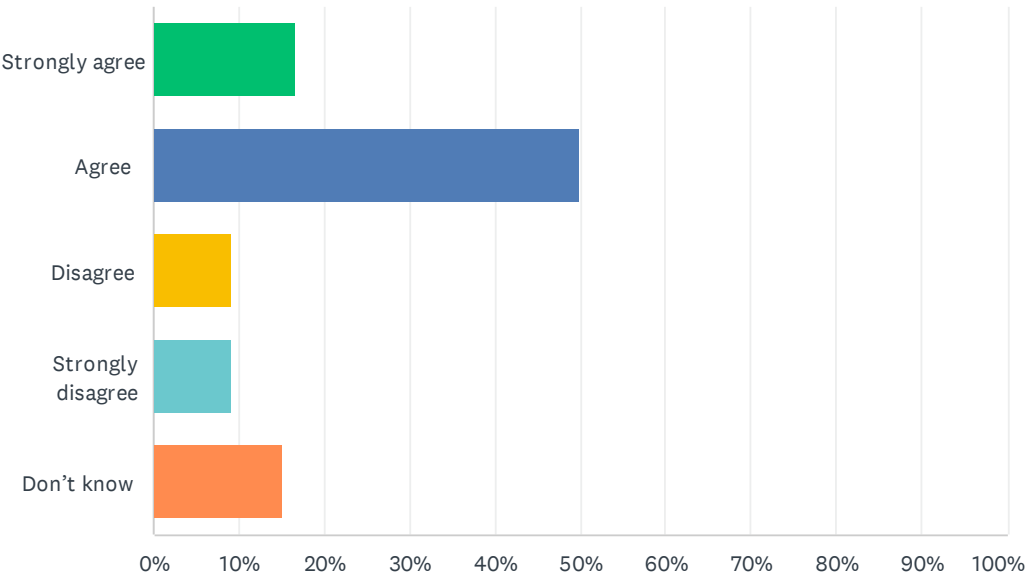
Answered: 66    Skipped: 9



ANSWER CHOICES	RESPONSES	
Strongly agree	43.94%	29
Agree	45.45%	30
Disagree	4.55%	3
Strongly disagree	1.52%	1
Don't know	4.55%	3
TOTAL		66

Q16 My child’s school handles discipline fairly and reasonably.

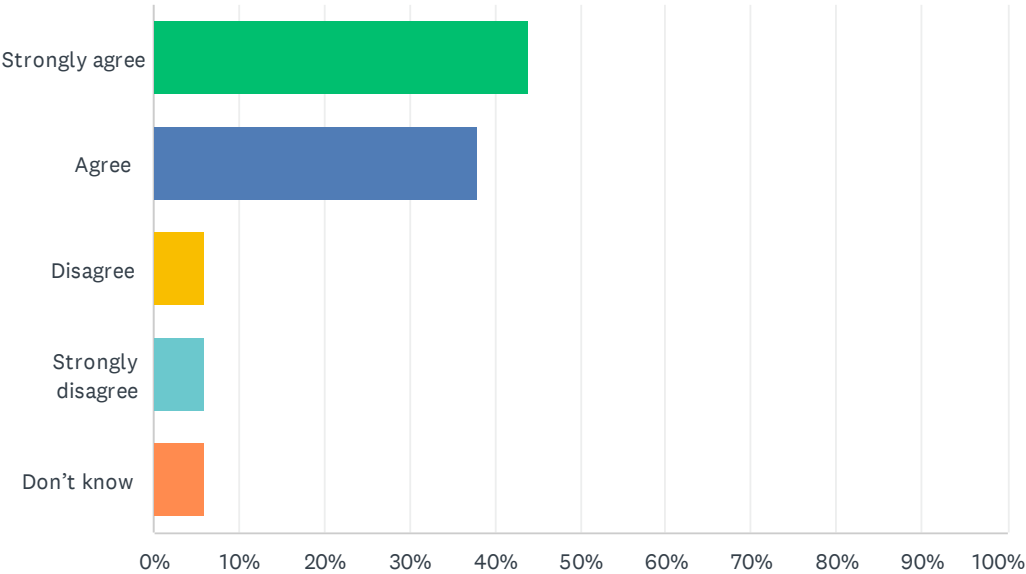
Answered: 66 Skipped: 9



ANSWER CHOICES		RESPONSES	
Strongly agree		16.67%	11
Agree		50.00%	33
Disagree		9.09%	6
Strongly disagree		9.09%	6
Don't know		15.15%	10
TOTAL			66

Q17 My child's school is safe.

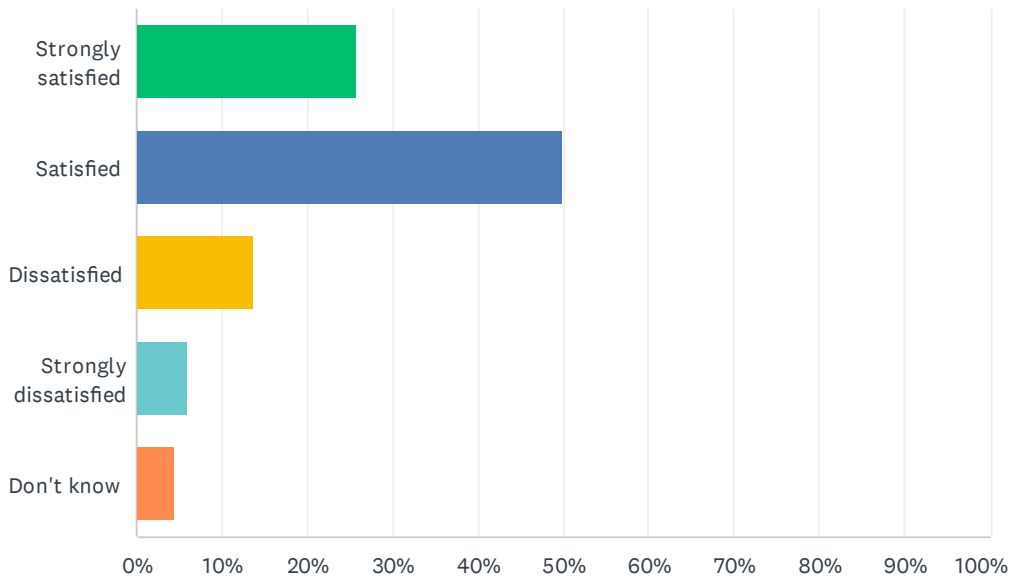
Answered: 66    Skipped: 9



ANSWER CHOICES	RESPONSES	
Strongly agree	43.94%	29
Agree	37.88%	25
Disagree	6.06%	4
Strongly disagree	6.06%	4
Don't know	6.06%	4
TOTAL		66

Q18 How satisfied are you with the resources available to support your child's learning?

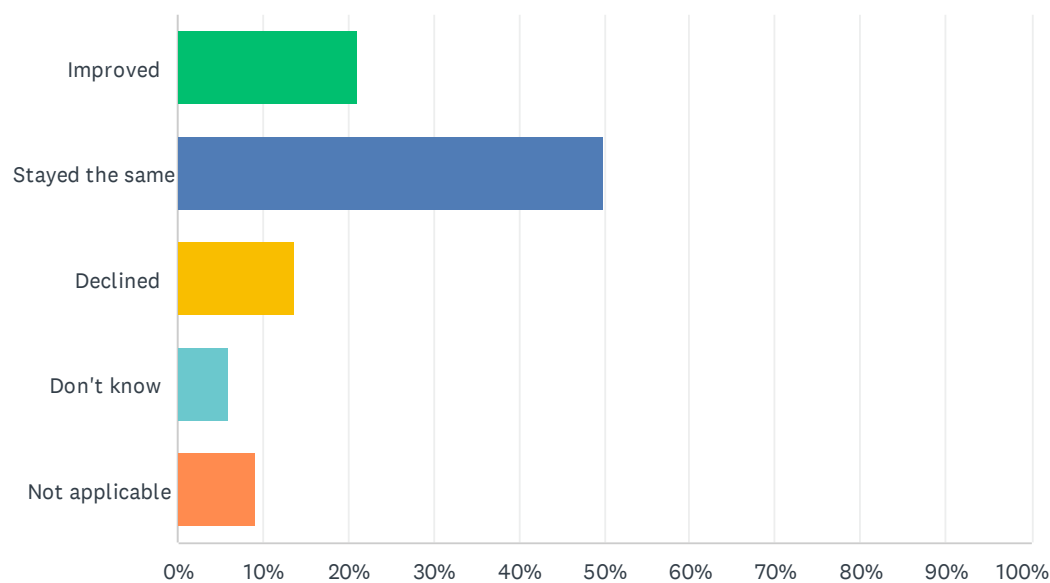
Answered: 66 Skipped: 9



ANSWER CHOICES	RESPONSES	
Strongly satisfied	25.76%	17
Satisfied	50.00%	33
Dissatisfied	13.64%	9
Strongly dissatisfied	6.06%	4
Don't know	4.55%	3
TOTAL		66

Q19 In your opinion, has the quality of education your child's experienced improved, stayed the same or declined in the past three years?

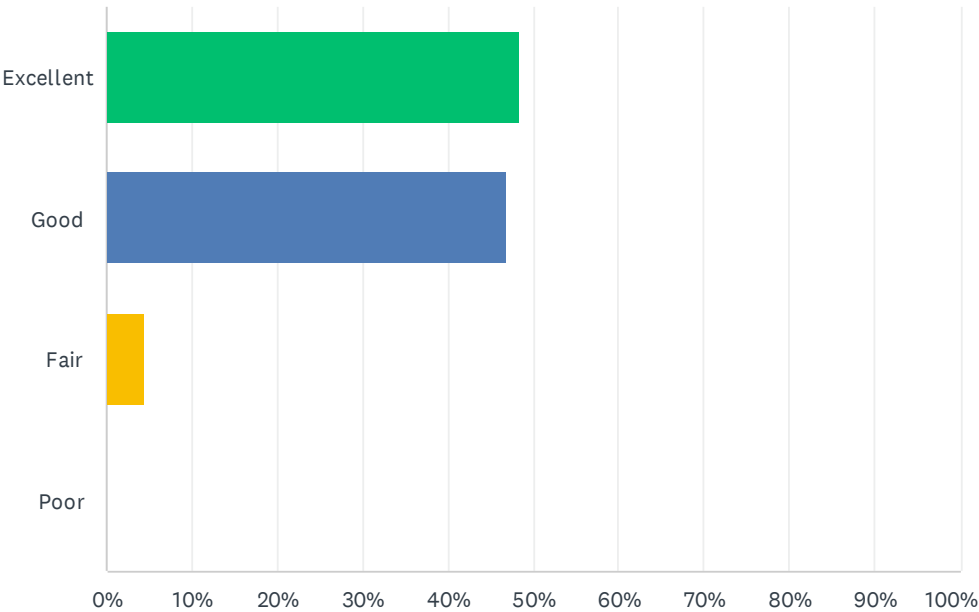
Answered: 66    Skipped: 9



ANSWER CHOICES	RESPONSES	
Improved	21.21%	14
Stayed the same	50.00%	33
Declined	13.64%	9
Don't know	6.06%	4
Not applicable	9.09%	6
TOTAL		66

Q20 How do you rate the physical condition of your child's school?

Answered: 66    Skipped: 9

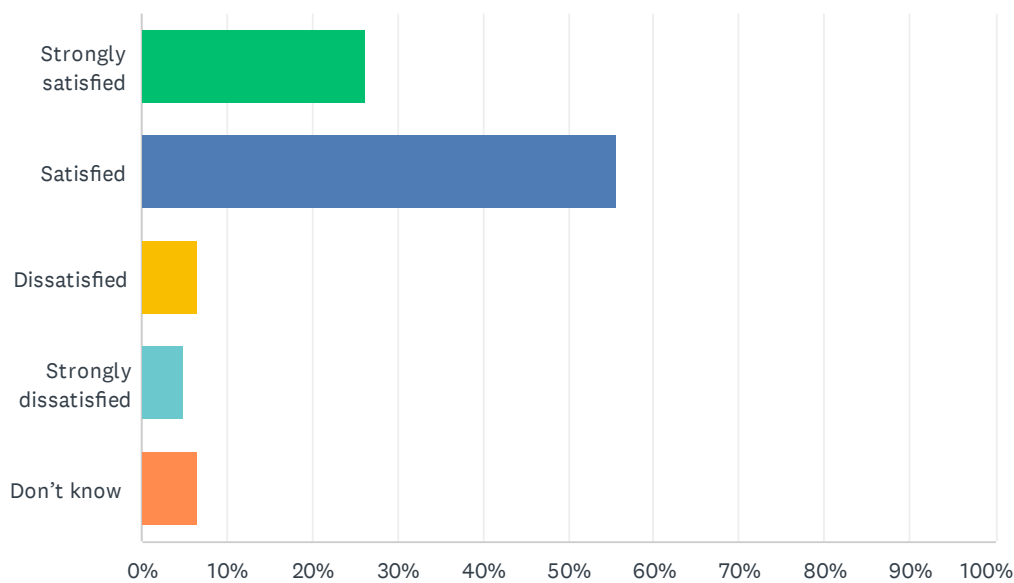


ANSWER CHOICES	RESPONSES	
Excellent	48.48%	32
Good	46.97%	31
Fair	4.55%	3
Poor	0.00%	0
TOTAL		66



Q21 How satisfied are you with the opportunities provided to be involved in your child's education?Refer to the EIPS Parent Engagement overview for examples of involvement and engagement opportunities that help support student success.

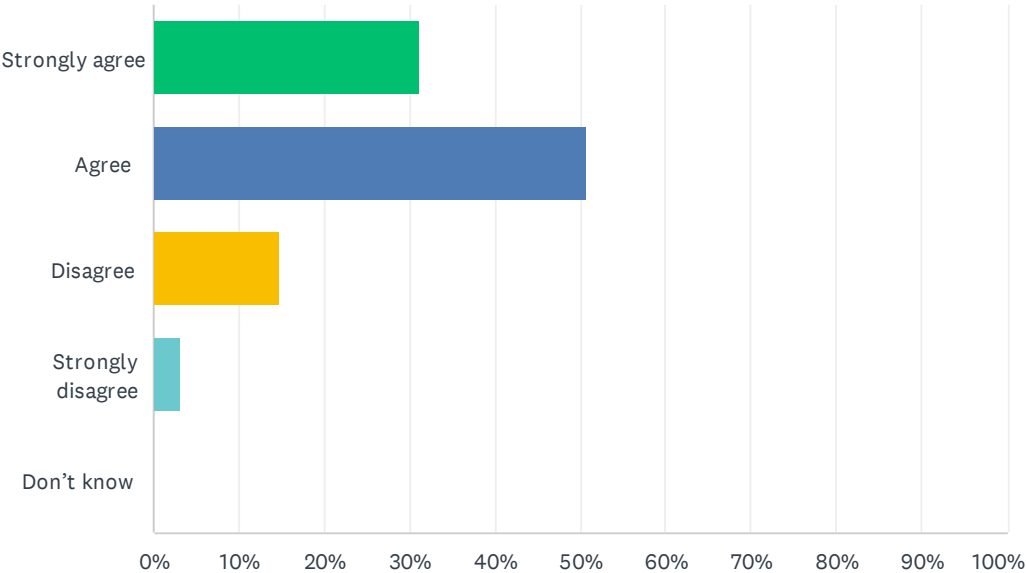
Answered: 61    Skipped: 14



ANSWER CHOICES	RESPONSES	
Strongly satisfied	26.23%	16
Satisfied	55.74%	34
Dissatisfied	6.56%	4
Strongly dissatisfied	4.92%	3
Don't know	6.56%	4
TOTAL		61

Q22 The school keeps me informed about my child's progress and achievement.

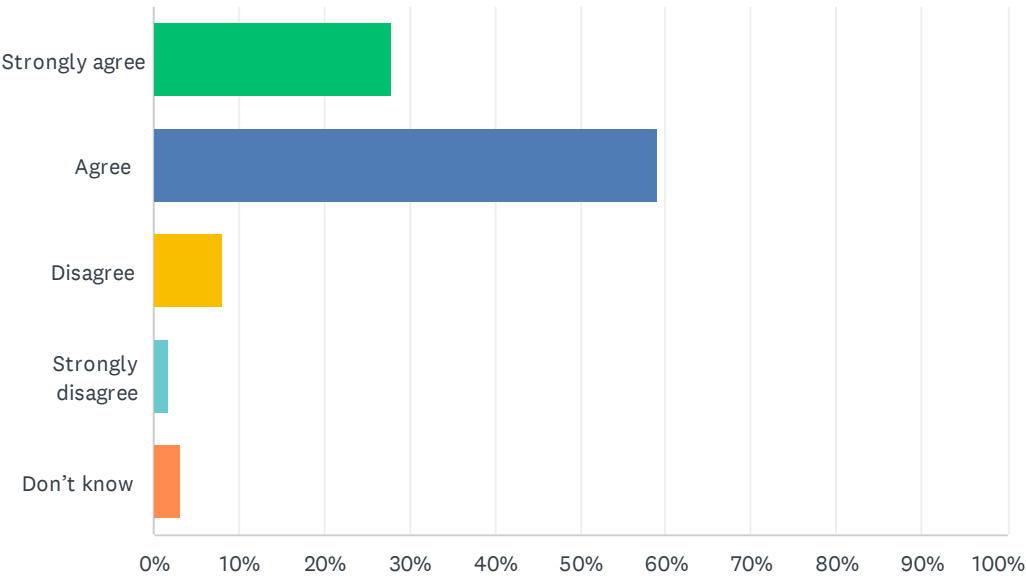
Answered: 61    Skipped: 14



ANSWER CHOICES	RESPONSES	
Strongly agree	31.15%	19
Agree	50.82%	31
Disagree	14.75%	9
Strongly disagree	3.28%	2
Don't know	0.00%	0
TOTAL		61

Q23 There is open and honest communication within my child's school.

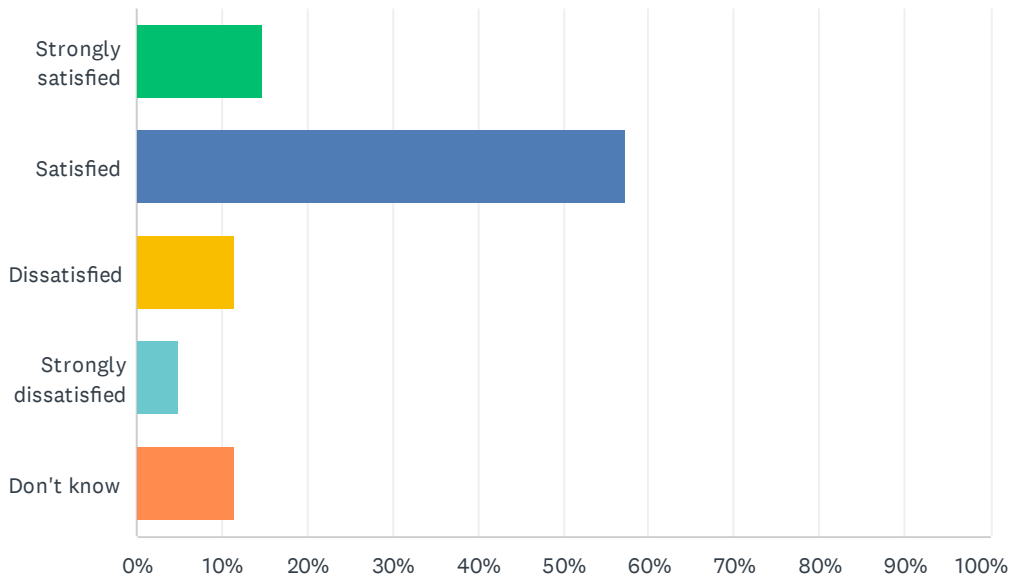
Answered: 61    Skipped: 14



ANSWER CHOICES	RESPONSES	
Strongly agree	27.87%	17
Agree	59.02%	36
Disagree	8.20%	5
Strongly disagree	1.64%	1
Don't know	3.28%	2
TOTAL		61

Q24 How satisfied are you with the Division’s commitment to engaging stakeholders—including parents and caregivers—about matters that affect decision-making and public education?Refer to the list of recent public engagement efforts throughout EIPS for examples of involvement and engagement opportunities.

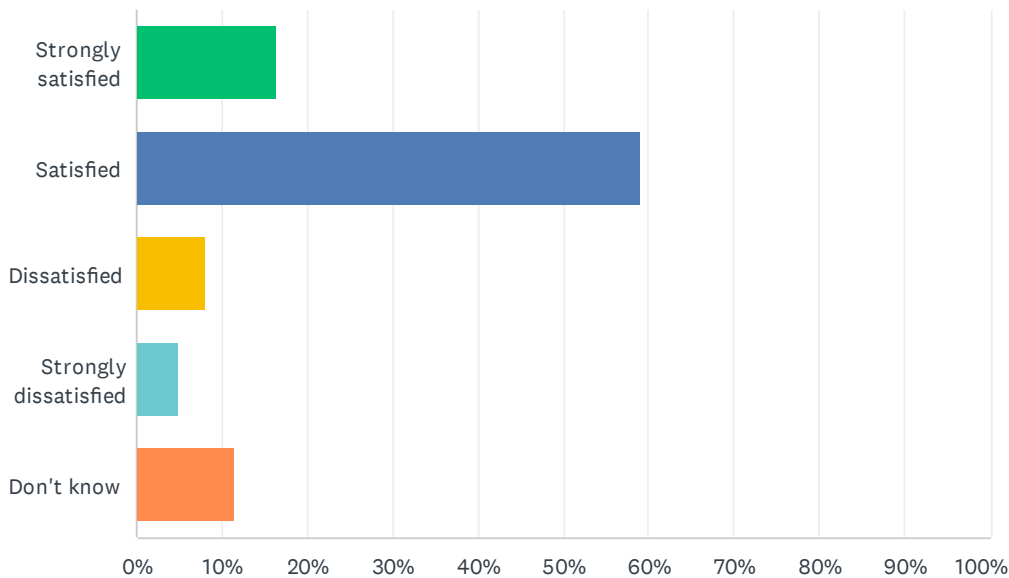
Answered: 61    Skipped: 14



ANSWER CHOICES	RESPONSES	
Strongly satisfied	14.75%	9
Satisfied	57.38%	35
Dissatisfied	11.48%	7
Strongly dissatisfied	4.92%	3
Don't know	11.48%	7
TOTAL		61

Q25 How satisfied are you with the Division’s commitment to advocating for public education?Refer to the Board Advocacy page for examples of ongoing advocacy work of the Board of Trustees.

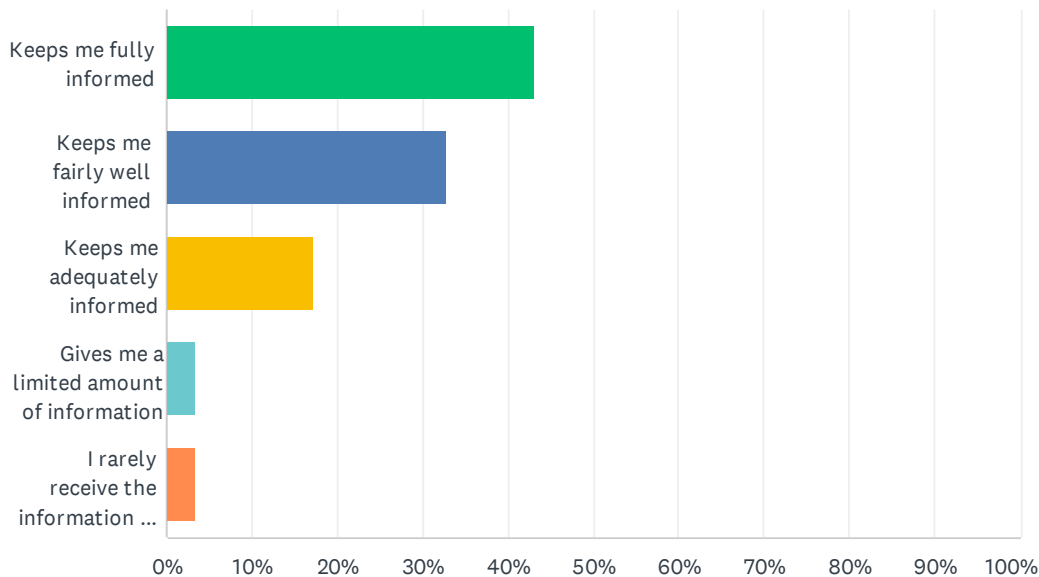
Answered: 61    Skipped: 14



ANSWER CHOICES	RESPONSES	
Strongly satisfied	16.39%	10
Satisfied	59.02%	36
Dissatisfied	8.20%	5
Strongly dissatisfied	4.92%	3
Don't know	11.48%	7
TOTAL		61

Q26 Elk Island Public Schools appreciates the opportunity to stay connected with parents and caregivers about news, activities, programs and other matters of importance. What is your impression of the communication you receive from your child's school?

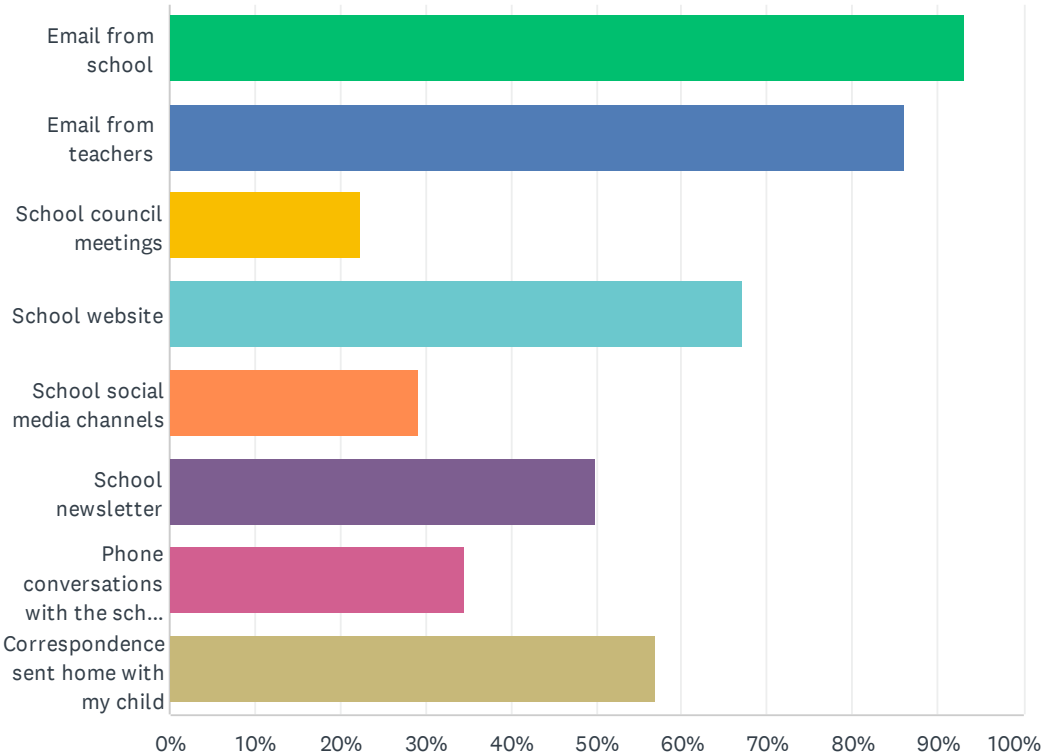
Answered: 58    Skipped: 17



ANSWER CHOICES	RESPONSES	
Keeps me fully informed	43.10%	25
Keeps me fairly well informed	32.76%	19
Keeps me adequately informed	17.24%	10
Gives me a limited amount of information	3.45%	2
I rarely receive the information I need	3.45%	2
TOTAL		58

Q27 Do you regularly make use of the following to keep up to date on school activities, programs, etc.? Check all that apply.

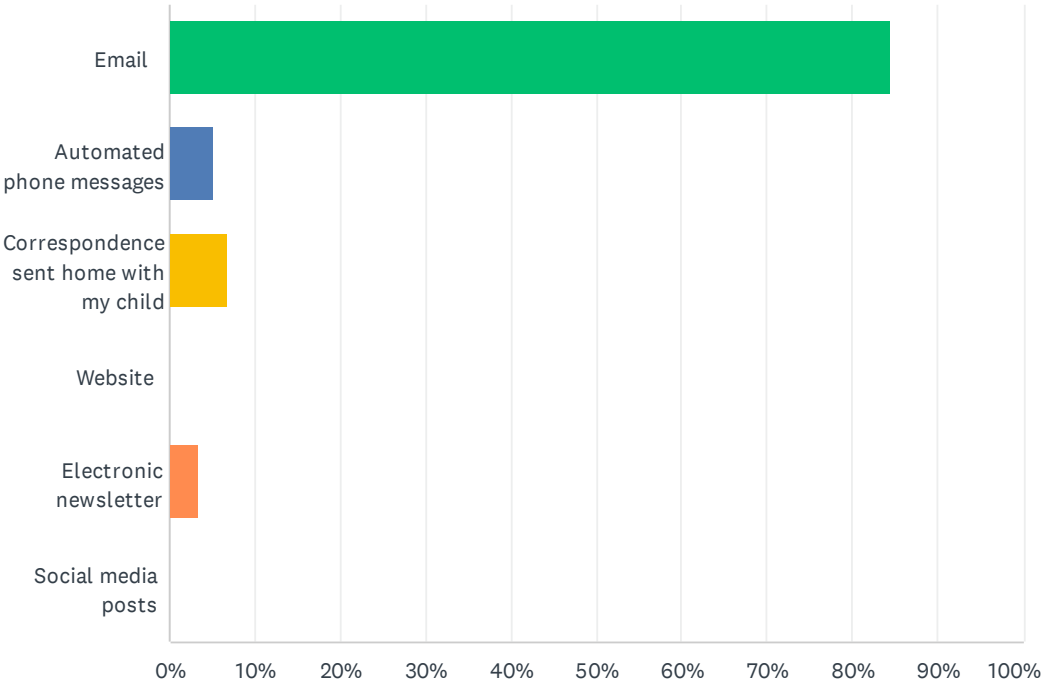
Answered: 58    Skipped: 17



ANSWER CHOICES	RESPONSES	
Email from school	93.10%	54
Email from teachers	86.21%	50
School council meetings	22.41%	13
School website	67.24%	39
School social media channels	29.31%	17
School newsletter	50.00%	29
Phone conversations with the school or teachers	34.48%	20
Correspondence sent home with my child	56.90%	33
Total Respondents: 58		

Q28 What is your most preferred method of communication from the school and Division?

Answered: 58    Skipped: 17

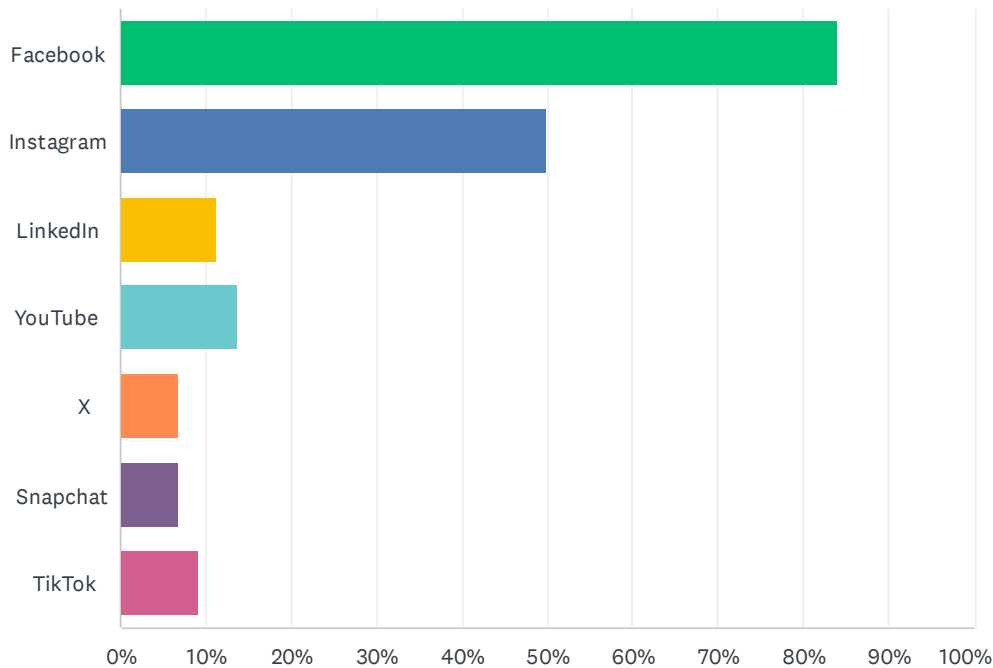


ANSWER CHOICES	RESPONSES	
Email	84.48%	49
Automated phone messages	5.17%	3
Correspondence sent home with my child	6.90%	4
Website	0.00%	0
Electronic newsletter	3.45%	2
Social media posts	0.00%	0
TOTAL		58



Q29 The Division and schools often share news and information on social media. Which of the following platforms do you use? Check all that apply.

Answered: 44    Skipped: 31



ANSWER CHOICES	RESPONSES	
Facebook	84.09%	37
Instagram	50.00%	22
LinkedIn	11.36%	5
YouTube	13.64%	6
X	6.82%	3
Snapchat	6.82%	3
TikTok	9.09%	4
Total Respondents: 44		