



Q1 What school does your child currently attend?

Answered: 107 Skipped: 0



EIPS Parent Survey 2021-22



EIPS Parent Survey 2021-22

0% 10% 20% 30% 40% 50% 60% 70% 80% 90% 100%

EIPS Parent Survey 2021-22

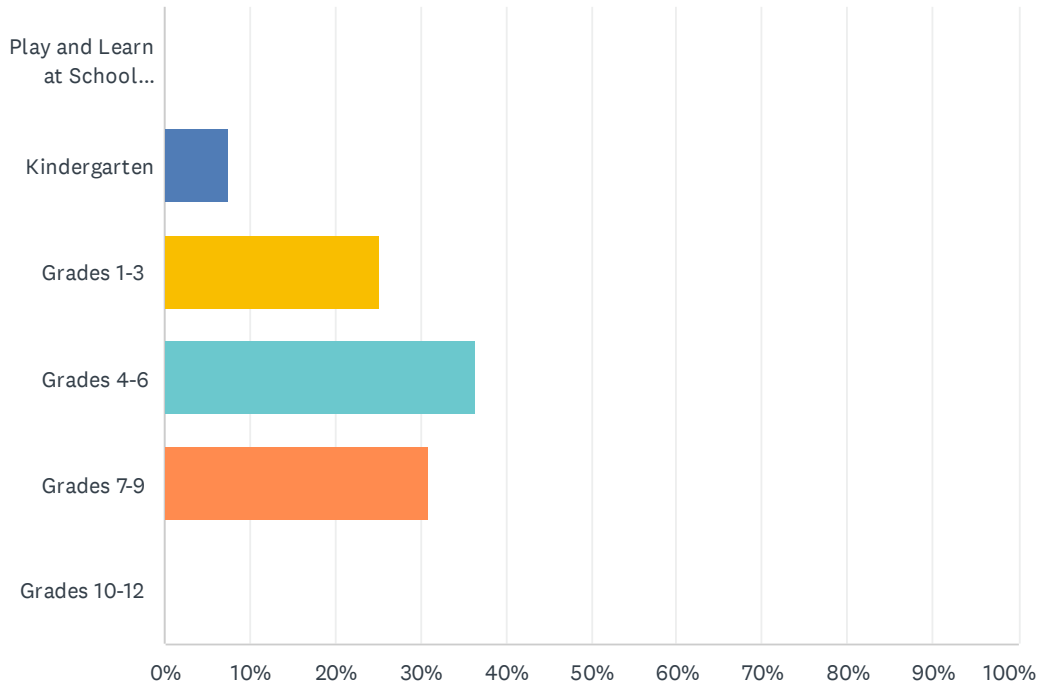
ANSWER CHOICES	RESPONSES	
A.L. Horton Elementary	0.00%	0
Andrew School	0.00%	0
Ardrossan Elementary	0.00%	0
Ardrossan Junior Senior High	0.00%	0
Bev Facey Community High	0.00%	0
Brentwood Elementary	0.00%	0
Bruderheim School	0.00%	0
Clover Bar Junior High	0.00%	0
Davidson Creek Elementary	0.00%	0
École Campbelltown	0.00%	0
École Parc Élémentaire	0.00%	0
F.R. Haythorne Junior High	0.00%	0
Fort Saskatchewan Christian	0.00%	0
Fort Saskatchewan Elementary	0.00%	0
Fort Saskatchewan High	0.00%	0
Fultonvale Elementary Junior High	100.00%	107
Glen Allan Elementary	0.00%	0
Heritage Hills Elementary	0.00%	0
James Mowat Elementary	0.00%	0
Lakeland Ridge	0.00%	0
Lamont Elementary	0.00%	0
Lamont High	0.00%	0
Mills Haven Elementary	0.00%	0
Mundare School	0.00%	0
Next Step/Outreach	0.00%	0
Pine Street Elementary	0.00%	0
Rudolph Hennig Junior High	0.00%	0
Salisbury Composite High	0.00%	0
Sherwood Heights Junior High	0.00%	0
SouthPointe School	0.00%	0
Strathcona Christian Academy Elementary	0.00%	0
Strathcona Christian Academy Secondary	0.00%	0

EIPS Parent Survey 2021-22

Uncas Elementary	0.00%	0
Vegreville Composite High	0.00%	0
Wes Hosford Elementary	0.00%	0
Westboro Elementary	0.00%	0
Win Ferguson Elementary	0.00%	0
Woodbridge Farms Elementary	0.00%	0
Home Education	0.00%	0
TOTAL		107

Q2 What grade is your child currently in?

Answered: 107 Skipped: 0



ANSWER CHOICES	RESPONSES	
Play and Learn at School (PALS)	0.00%	0
Kindergarten	7.48%	8
Grades 1-3	25.23%	27
Grades 4-6	36.45%	39
Grades 7-9	30.84%	33
Grades 10-12	0.00%	0
TOTAL		107

Q3 As a result of being in the Play and Learn at School (PALS) program, my child's demonstrating growth in their development.

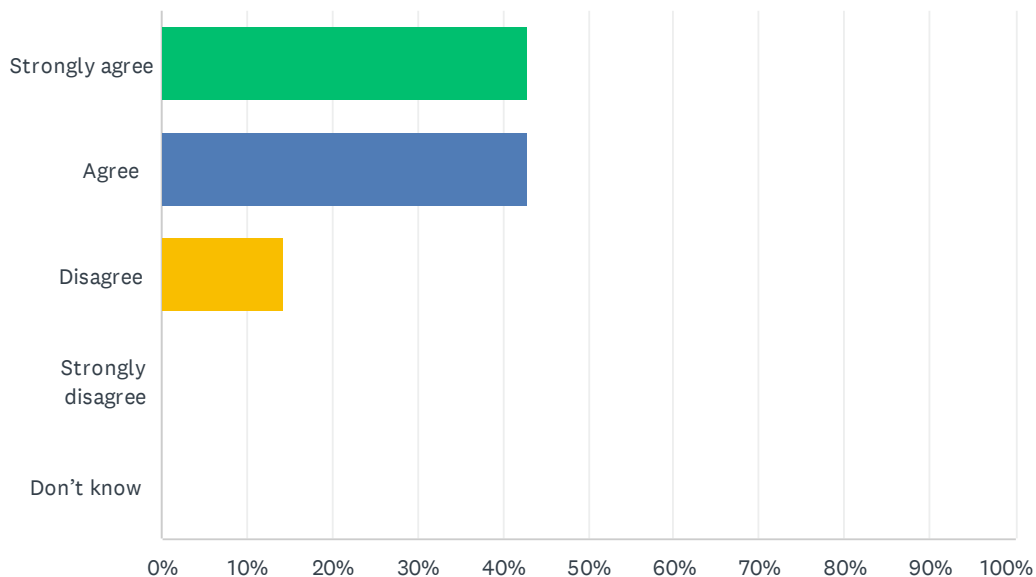
Answered: 0 Skipped: 107

 No matching responses.

ANSWER CHOICES	RESPONSES
Strongly agree	0.00% 0
Agree	0.00% 0
Disagree	0.00% 0
Strongly disagree	0.00% 0
Don't know	0.00% 0
TOTAL	0

Q4 As a result of being in the Kindergarten program, my child's becoming ready to enter Grade 1.

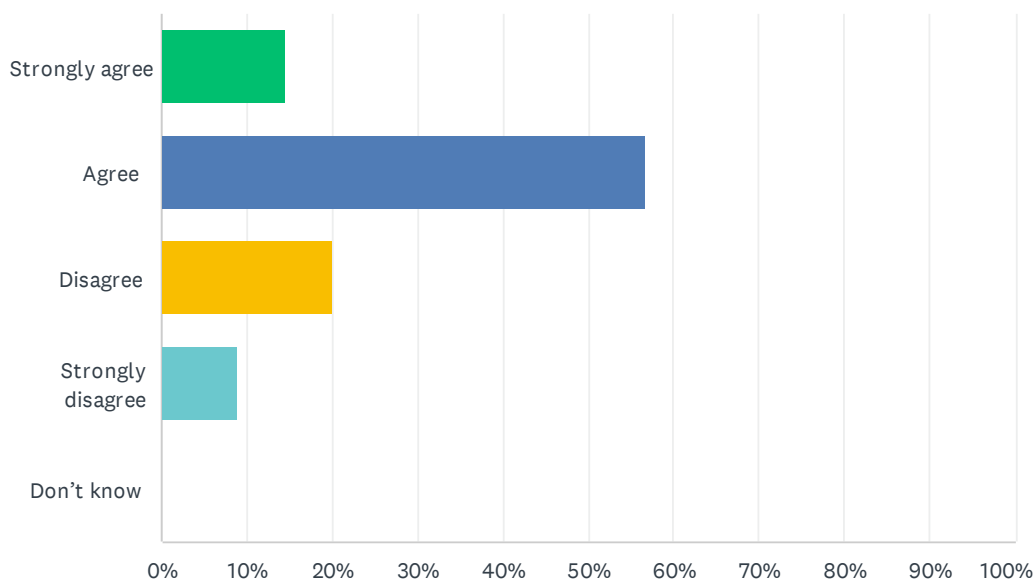
Answered: 7 Skipped: 100



ANSWER CHOICES	RESPONSES	
Strongly agree	42.86%	3
Agree	42.86%	3
Disagree	14.29%	1
Strongly disagree	0.00%	0
Don't know	0.00%	0
TOTAL		7

Q5 My child's individual needs are met.

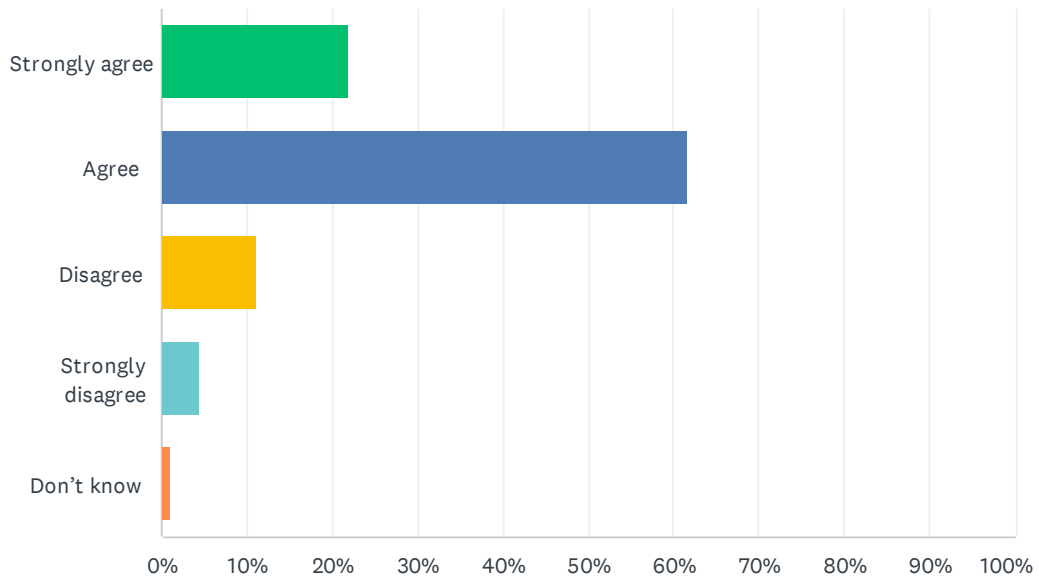
Answered: 90 Skipped: 17



ANSWER CHOICES	RESPONSES
Strongly agree	14.44% 13
Agree	56.67% 51
Disagree	20.00% 18
Strongly disagree	8.89% 8
Don't know	0.00% 0
TOTAL	90

Q6 My child's encouraged to do their best.

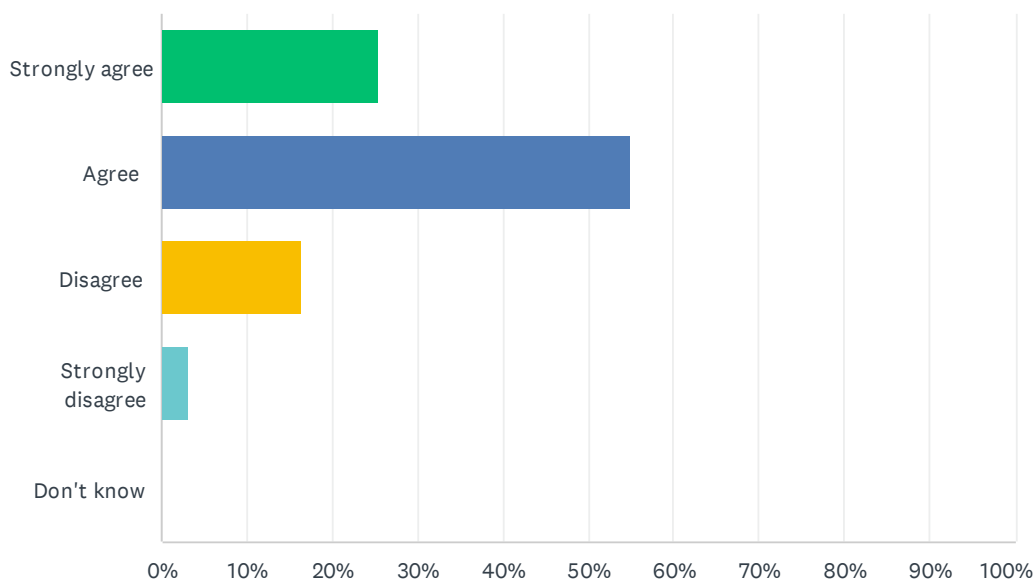
Answered: 91 Skipped: 16



ANSWER CHOICES	RESPONSES	
Strongly agree	21.98%	20
Agree	61.54%	56
Disagree	10.99%	10
Strongly disagree	4.40%	4
Don't know	1.10%	1
TOTAL		91

Q7 My child's demonstrating growth in literacy.

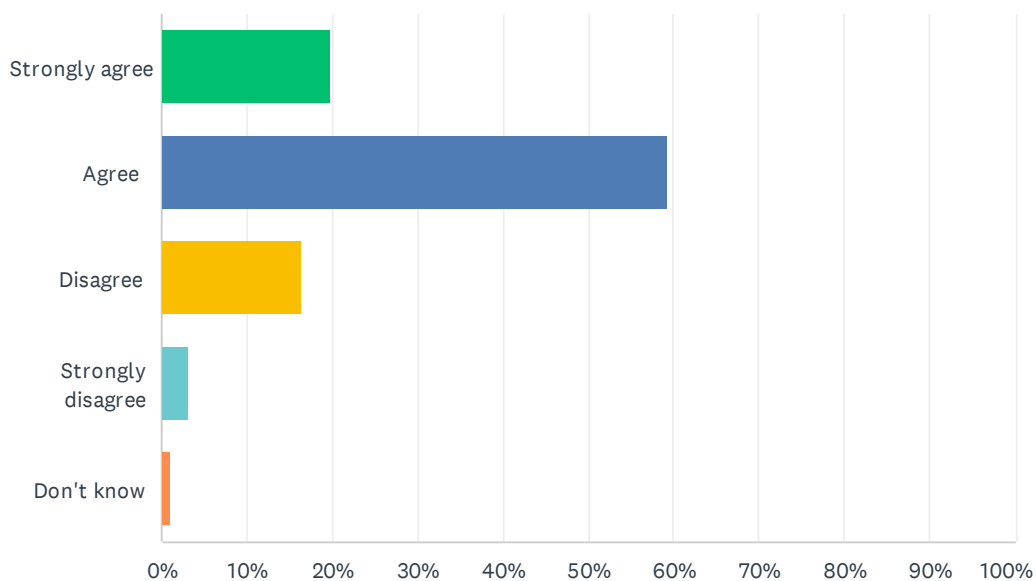
Answered: 91 Skipped: 16



ANSWER CHOICES	RESPONSES	
Strongly agree	25.27%	23
Agree	54.95%	50
Disagree	16.48%	15
Strongly disagree	3.30%	3
Don't know	0.00%	0
TOTAL		91

Q8 My child's demonstrating growth in numeracy.

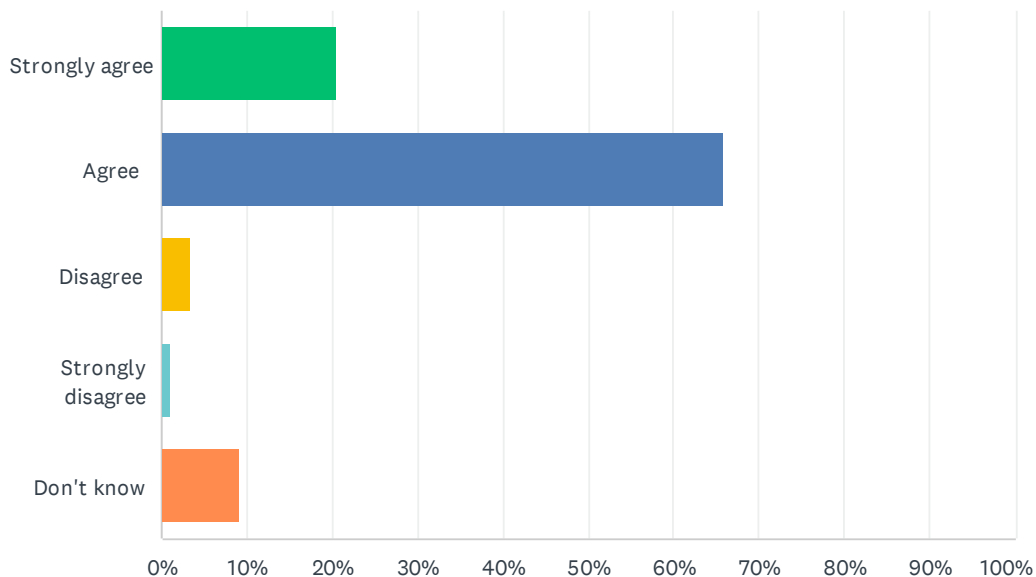
Answered: 91 Skipped: 16



ANSWER CHOICES	RESPONSES	
Strongly agree	19.78%	18
Agree	59.34%	54
Disagree	16.48%	15
Strongly disagree	3.30%	3
Don't know	1.10%	1
TOTAL		91

Q9 My child has an understanding of First Nations, Métis and Inuit culture and history.

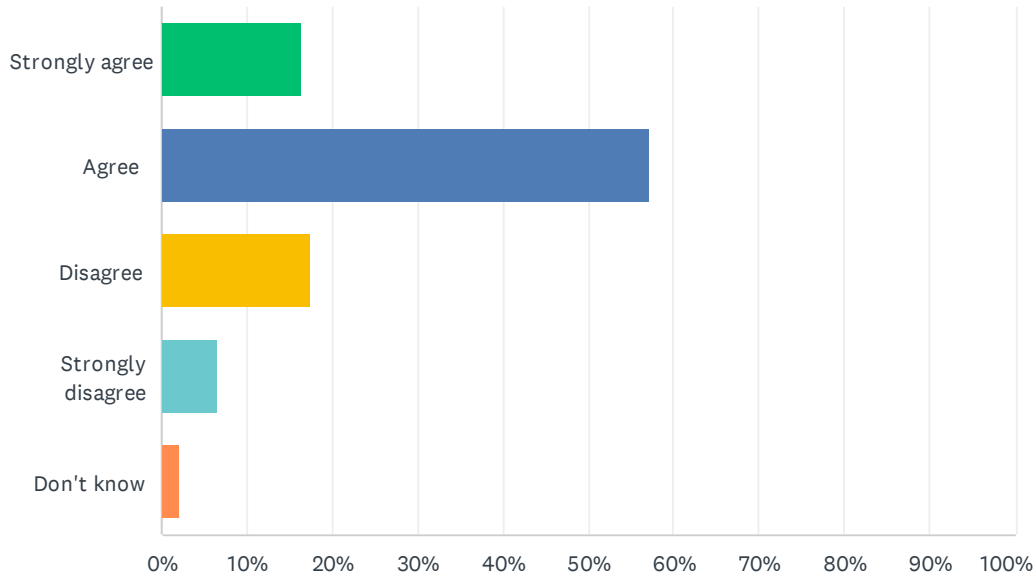
Answered: 88 Skipped: 19



ANSWER CHOICES	RESPONSES	
Strongly agree	20.45%	18
Agree	65.91%	58
Disagree	3.41%	3
Strongly disagree	1.14%	1
Don't know	9.09%	8
TOTAL		88

Q10 My child's learning the knowledge, skills and attitudes necessary to be successful in life.

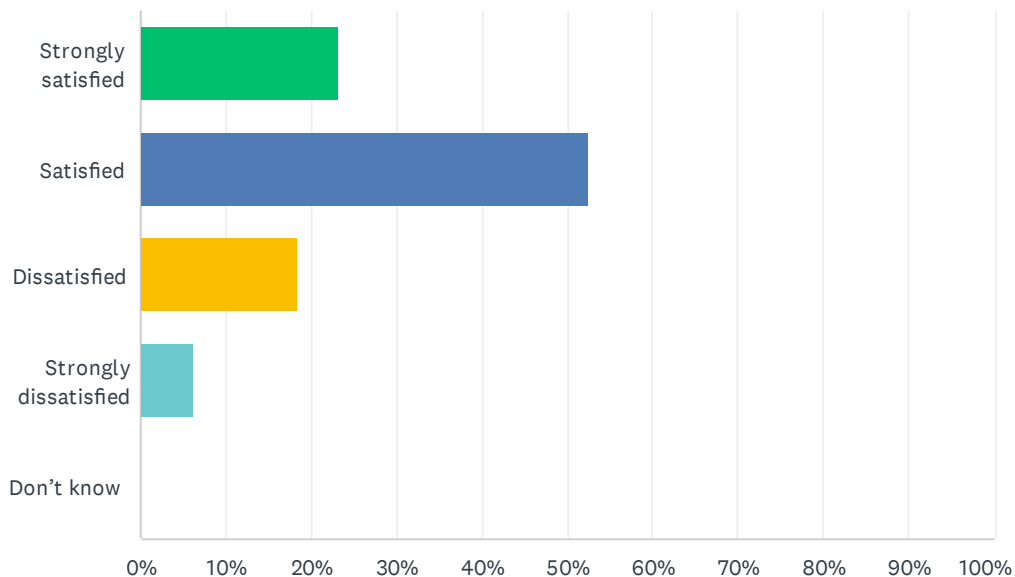
Answered: 91 Skipped: 16



ANSWER CHOICES	RESPONSES	
Strongly agree	16.48%	15
Agree	57.14%	52
Disagree	17.58%	16
Strongly disagree	6.59%	6
Don't know	2.20%	2
TOTAL		91

Q11 How satisfied are you with the quality of education your child's receiving at school?

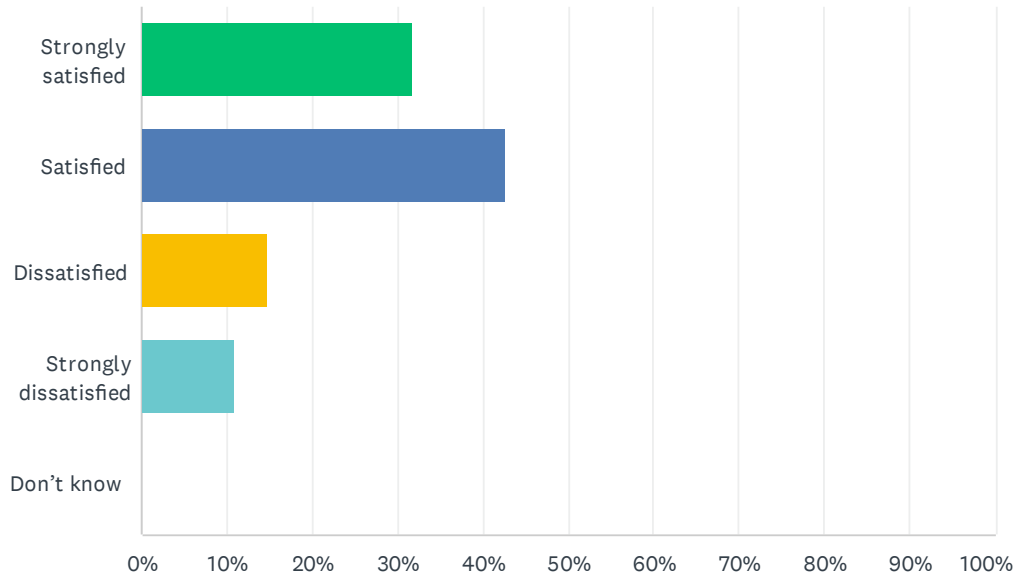
Answered: 82 Skipped: 25



ANSWER CHOICES	RESPONSES	
Strongly satisfied	23.17%	19
Satisfied	52.44%	43
Dissatisfied	18.29%	15
Strongly dissatisfied	6.10%	5
Don't know	0.00%	0
TOTAL		82

Q12 How satisfied are you with the quality of teaching at your child's school?

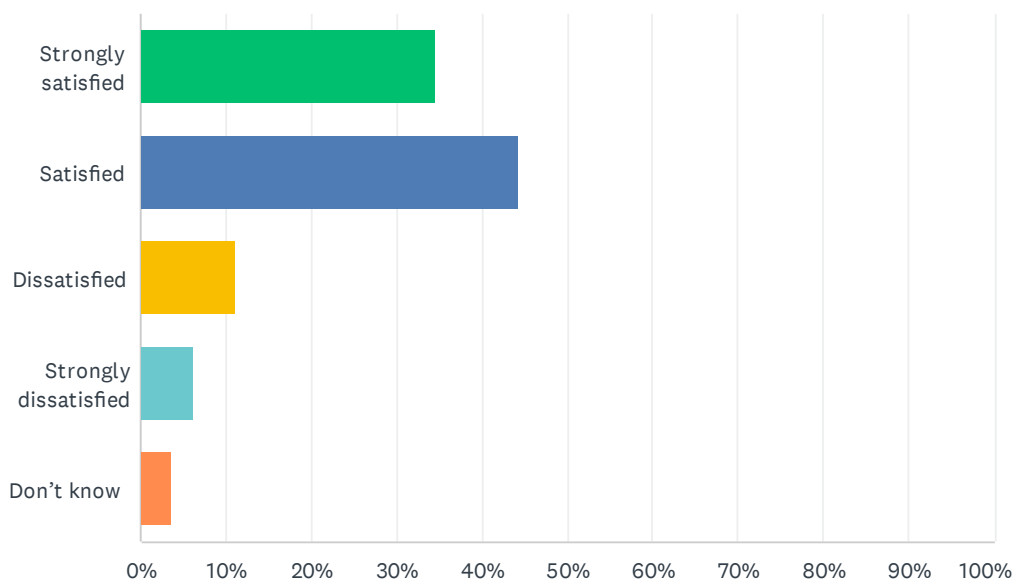
Answered: 82 Skipped: 25



ANSWER CHOICES	RESPONSES	
Strongly satisfied	31.71%	26
Satisfied	42.68%	35
Dissatisfied	14.63%	12
Strongly dissatisfied	10.98%	9
Don't know	0.00%	0
TOTAL		82

Q13 How satisfied are you with the leadership at your child's school?

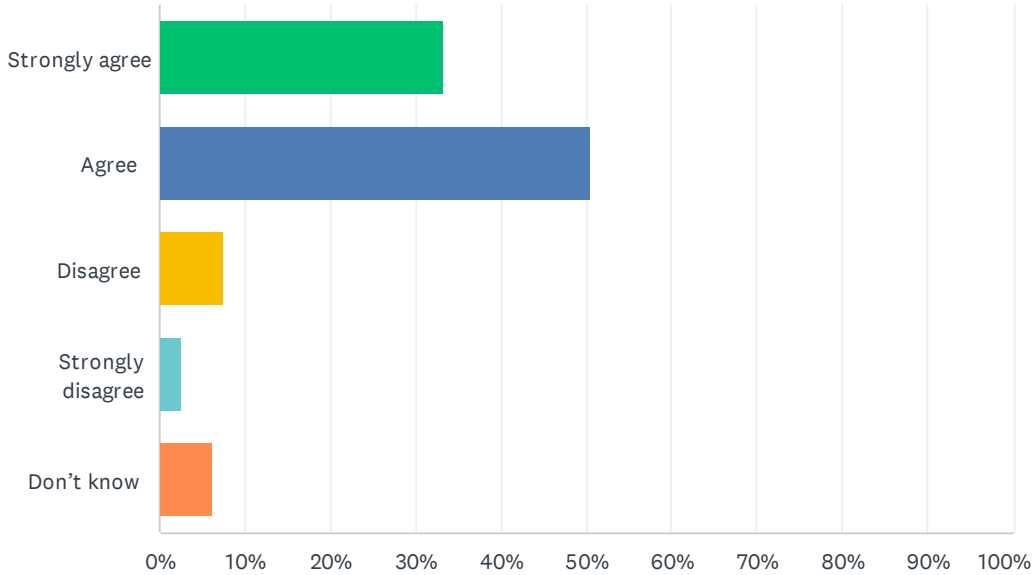
Answered: 81 Skipped: 26



ANSWER CHOICES	RESPONSES	
Strongly satisfied	34.57%	28
Satisfied	44.44%	36
Dissatisfied	11.11%	9
Strongly dissatisfied	6.17%	5
Don't know	3.70%	3
TOTAL		81

Q14 My child’s school encourages my child to be a responsible, respectful and engaged citizen.

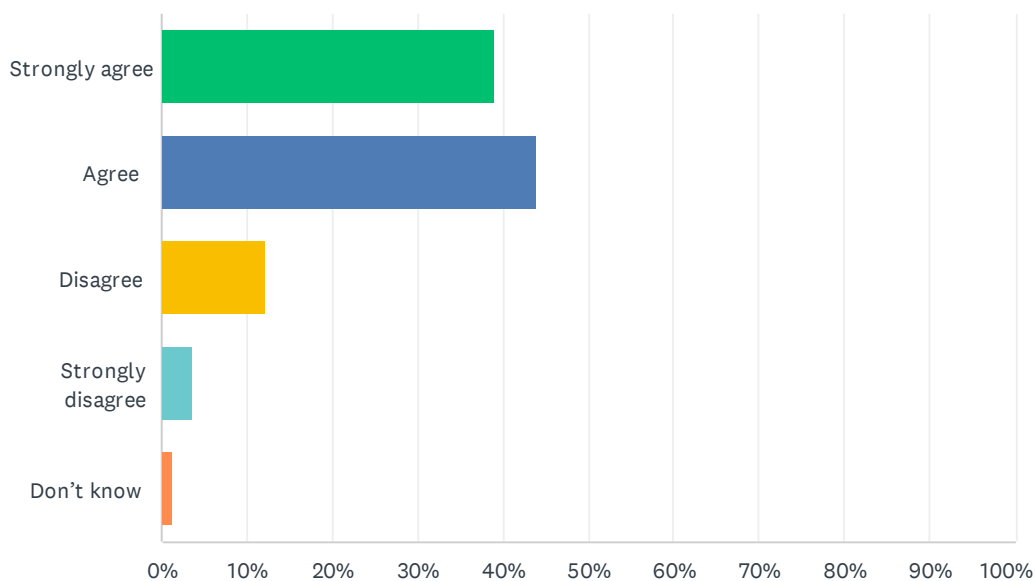
Answered: 81 Skipped: 26



ANSWER CHOICES	RESPONSES	
Strongly agree	33.33%	27
Agree	50.62%	41
Disagree	7.41%	6
Strongly disagree	2.47%	2
Don't know	6.17%	5
TOTAL		81

Q15 School staff care about my child.

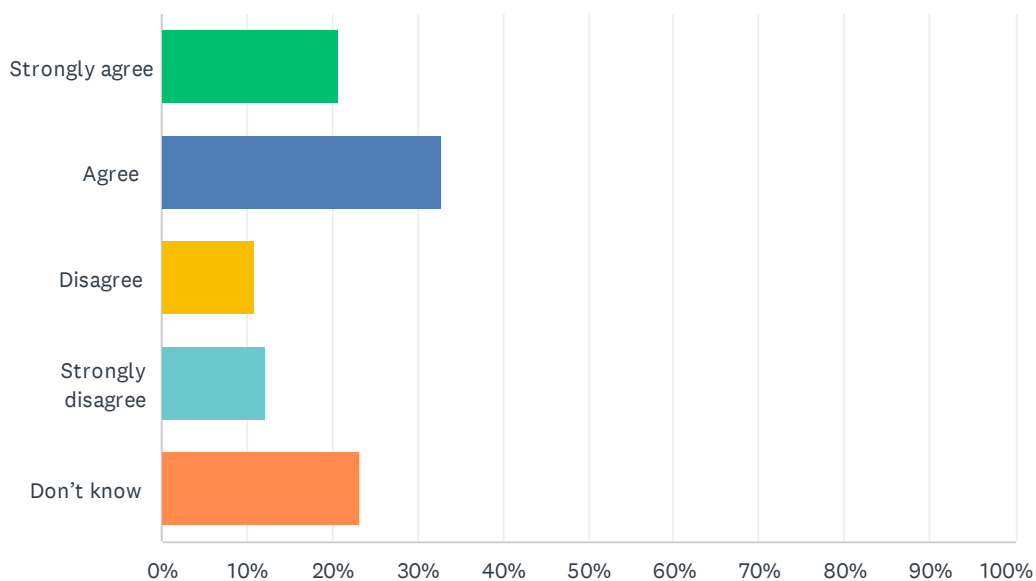
Answered: 82 Skipped: 25



ANSWER CHOICES	RESPONSES	
Strongly agree	39.02%	32
Agree	43.90%	36
Disagree	12.20%	10
Strongly disagree	3.66%	3
Don't know	1.22%	1
TOTAL		82

Q16 My child's school handles discipline fairly and reasonably.

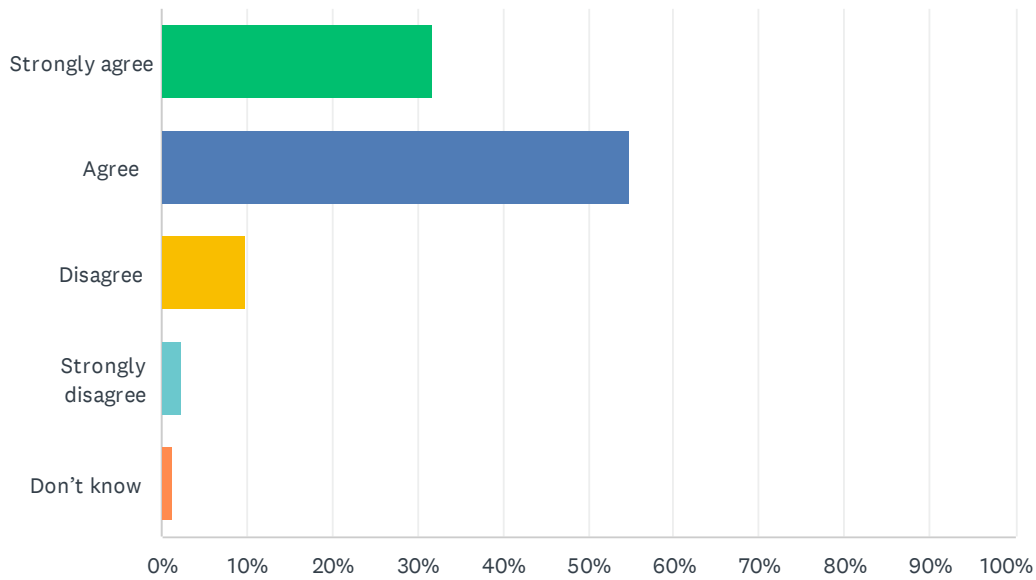
Answered: 82 Skipped: 25



ANSWER CHOICES	RESPONSES	
Strongly agree	20.73%	17
Agree	32.93%	27
Disagree	10.98%	9
Strongly disagree	12.20%	10
Don't know	23.17%	19
TOTAL		82

Q17 My child's school is safe.

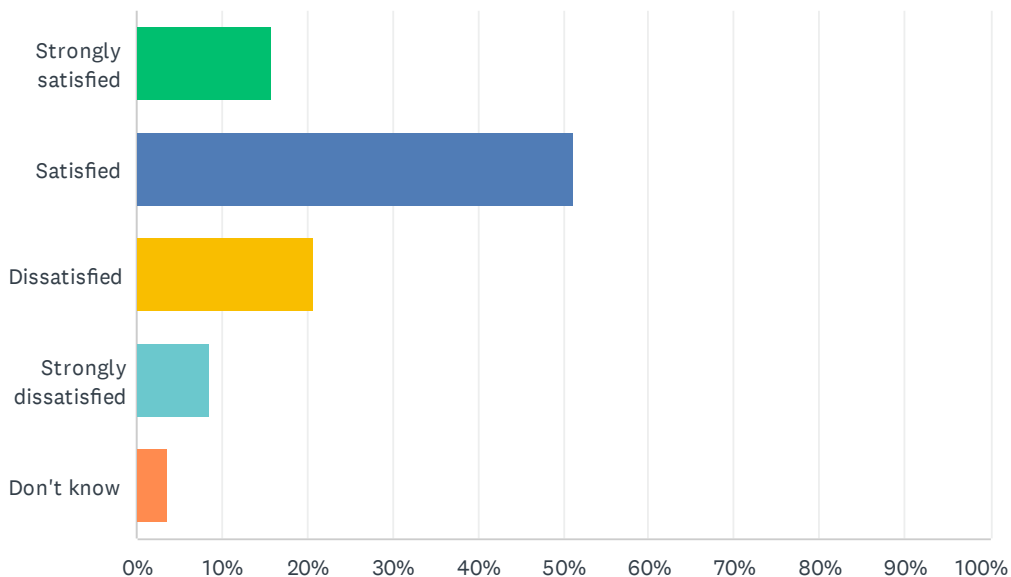
Answered: 82 Skipped: 25



ANSWER CHOICES	RESPONSES	
Strongly agree	31.71%	26
Agree	54.88%	45
Disagree	9.76%	8
Strongly disagree	2.44%	2
Don't know	1.22%	1
TOTAL		82

Q18 How satisfied are you with the resources available to support your child's learning?

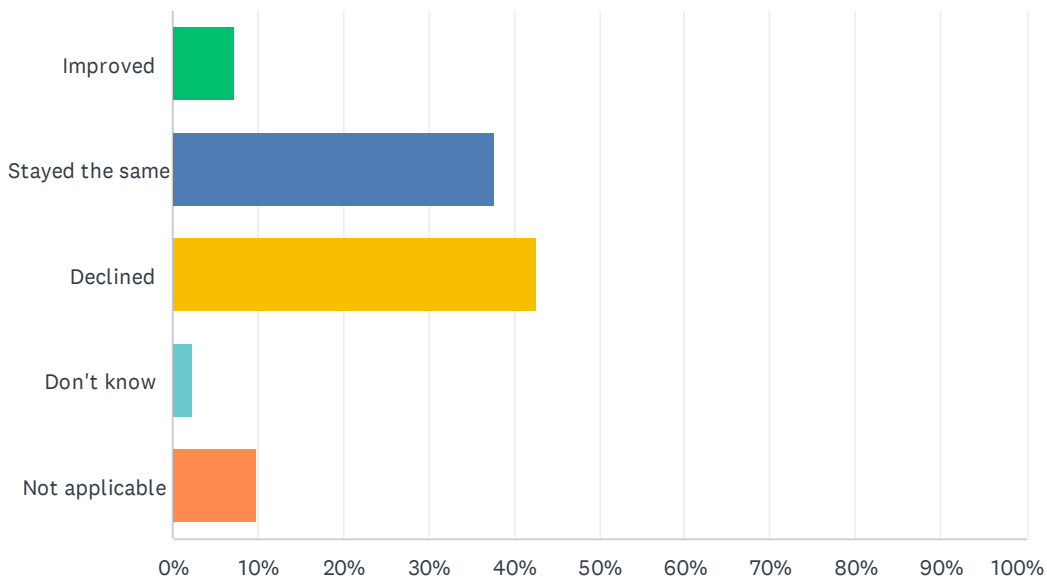
Answered: 82 Skipped: 25



ANSWER CHOICES	RESPONSES	
Strongly satisfied	15.85%	13
Satisfied	51.22%	42
Dissatisfied	20.73%	17
Strongly dissatisfied	8.54%	7
Don't know	3.66%	3
TOTAL		82

Q19 In your opinion, has the quality of education your child experienced improved, stayed the same or declined in the past three years?

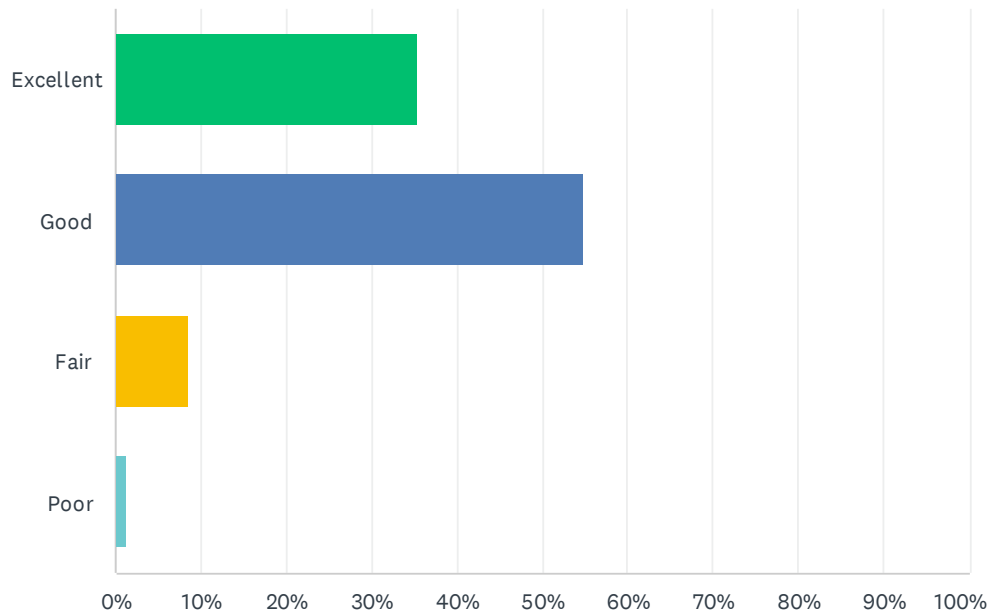
Answered: 82 Skipped: 25



ANSWER CHOICES	RESPONSES	
Improved	7.32%	6
Stayed the same	37.80%	31
Declined	42.68%	35
Don't know	2.44%	2
Not applicable	9.76%	8
TOTAL		82

Q20 How do you rate the physical condition of your child's school?

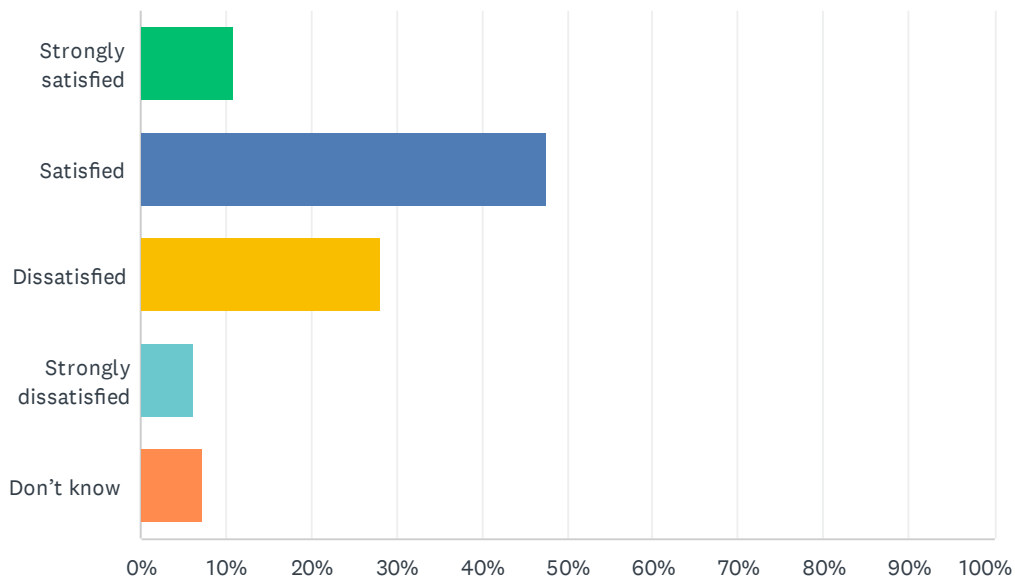
Answered: 82 Skipped: 25



ANSWER CHOICES	RESPONSES
Excellent	35.37% 29
Good	54.88% 45
Fair	8.54% 7
Poor	1.22% 1
TOTAL	82

Q21 How satisfied are you with the opportunities provided to be involved in your child's education?

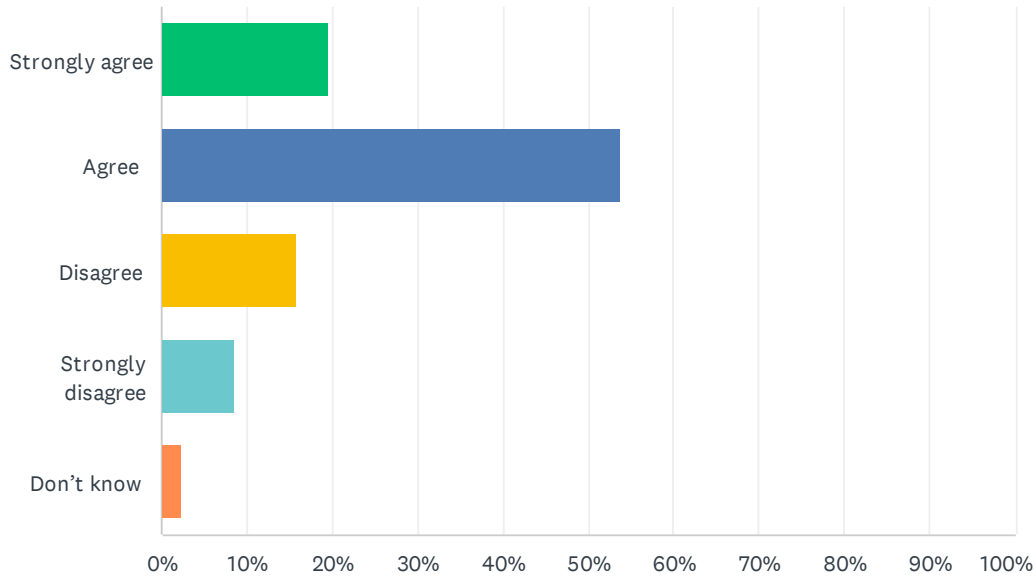
Answered: 82 Skipped: 25



ANSWER CHOICES	RESPONSES	
Strongly satisfied	10.98%	9
Satisfied	47.56%	39
Dissatisfied	28.05%	23
Strongly dissatisfied	6.10%	5
Don't know	7.32%	6
TOTAL		82

Q22 The school keeps me informed about my child's progress and achievement.

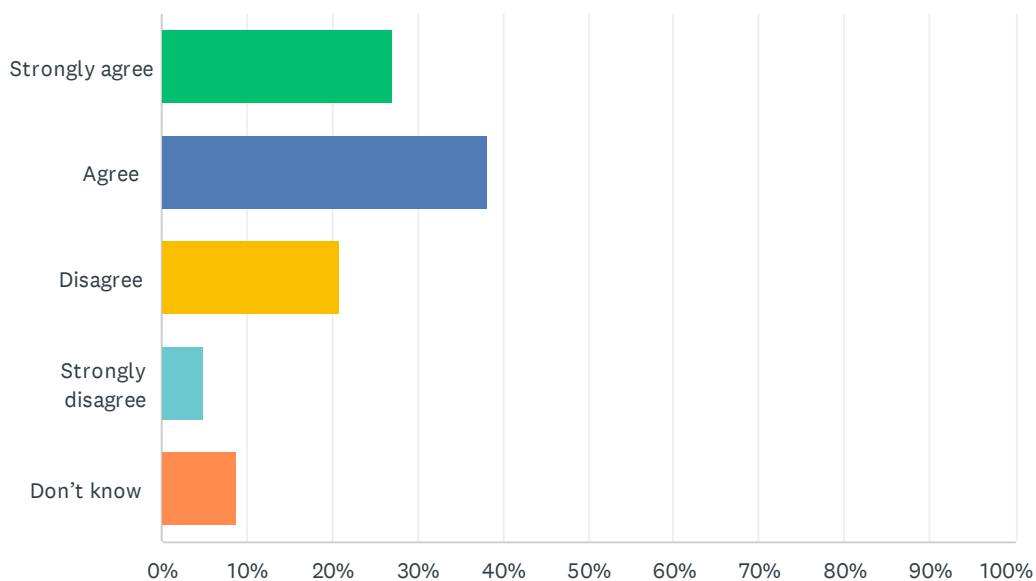
Answered: 82 Skipped: 25



ANSWER CHOICES	RESPONSES	
Strongly agree	19.51%	16
Agree	53.66%	44
Disagree	15.85%	13
Strongly disagree	8.54%	7
Don't know	2.44%	2
TOTAL		82

Q23 There is open and honest communication within my child's school.

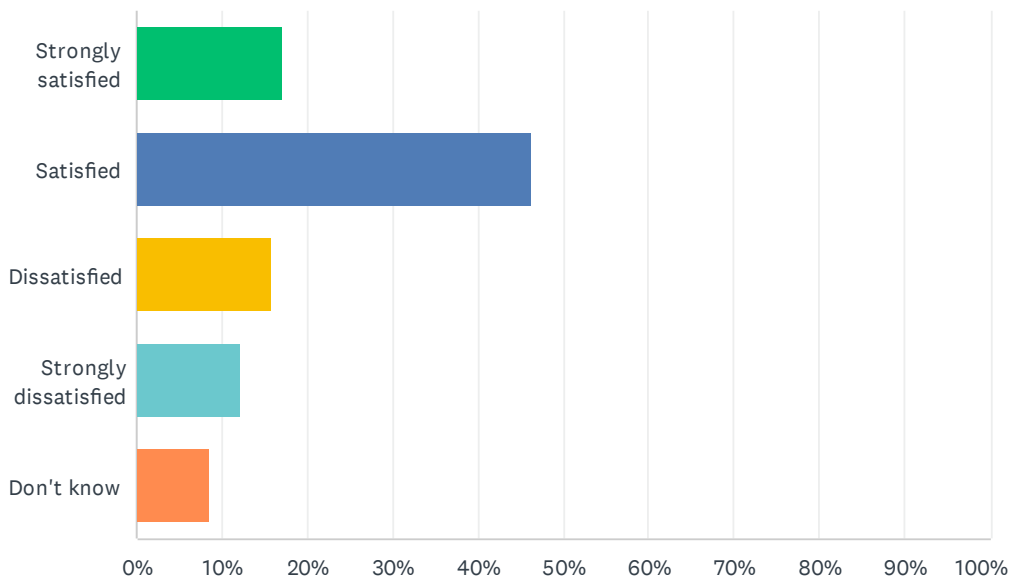
Answered: 81 Skipped: 26



ANSWER CHOICES	RESPONSES	
Strongly agree	27.16%	22
Agree	38.27%	31
Disagree	20.99%	17
Strongly disagree	4.94%	4
Don't know	8.64%	7
TOTAL		81

Q24 How satisfied are you with the Division’s commitment to engaging families in matters that affect public education?

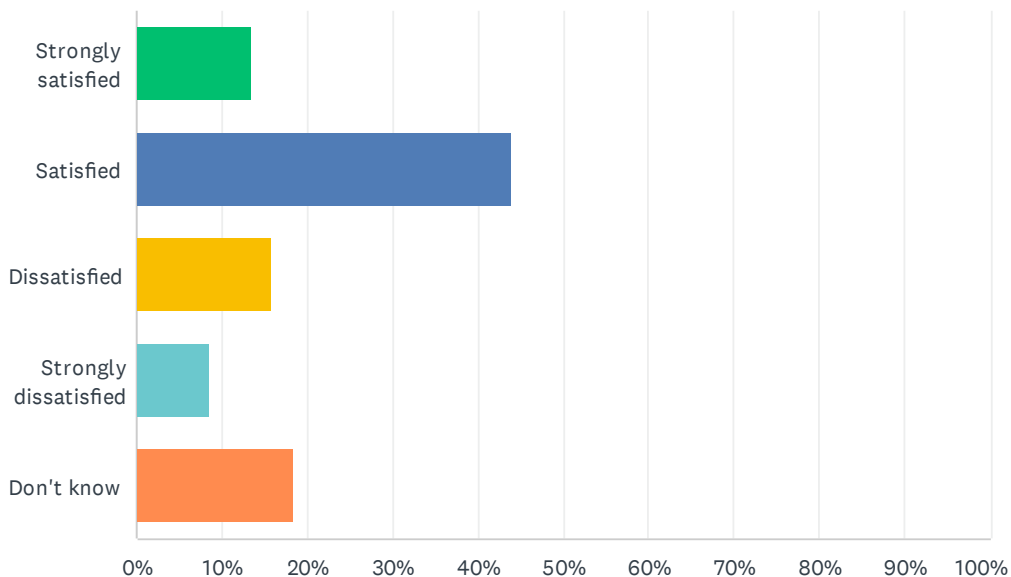
Answered: 82 Skipped: 25



ANSWER CHOICES	RESPONSES	
Strongly satisfied	17.07%	14
Satisfied	46.34%	38
Dissatisfied	15.85%	13
Strongly dissatisfied	12.20%	10
Don't know	8.54%	7
TOTAL		82

Q25 How satisfied are you with the Division’s commitment to advocating for public education?

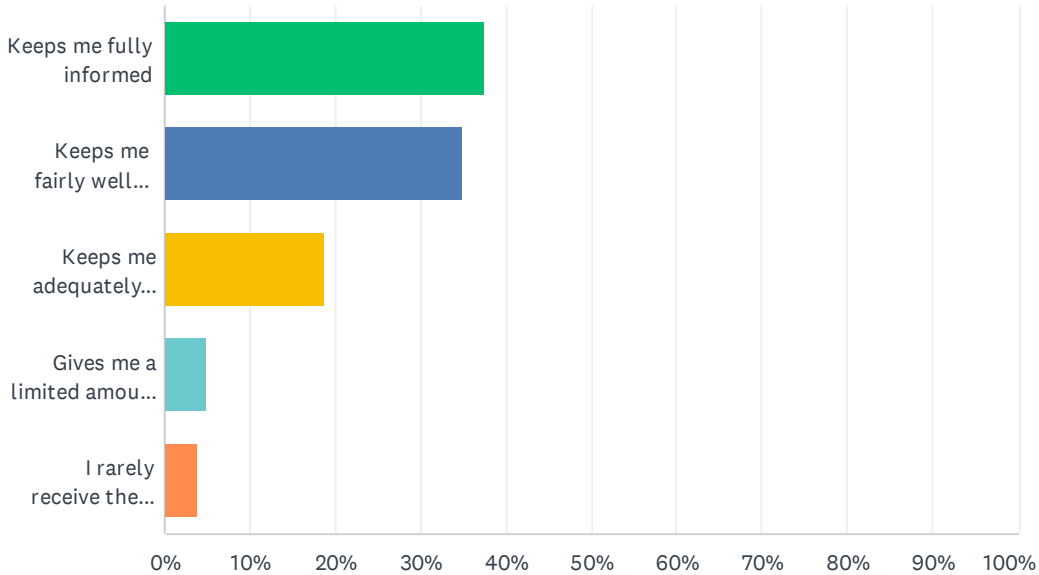
Answered: 82 Skipped: 25



ANSWER CHOICES	RESPONSES	
Strongly satisfied	13.41%	11
Satisfied	43.90%	36
Dissatisfied	15.85%	13
Strongly dissatisfied	8.54%	7
Don't know	18.29%	15
TOTAL		82

Q26 Elk Island Public Schools appreciates the opportunity to stay connected with parents about news, activities, programs and other matters of importance. What is your impression of the communication you receive from your child's school?

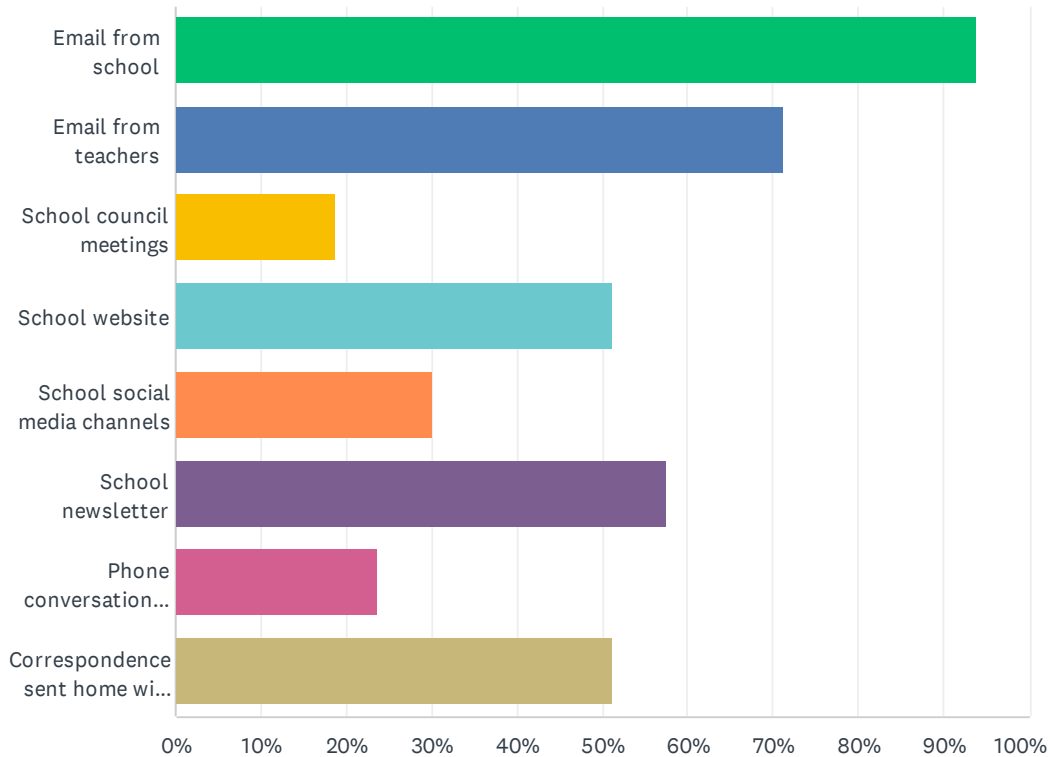
Answered: 80 Skipped: 27



ANSWER CHOICES	RESPONSES	
Keeps me fully informed	37.50%	30
Keeps me fairly well informed	35.00%	28
Keeps me adequately informed	18.75%	15
Gives me a limited amount of information	5.00%	4
I rarely receive the information I need	3.75%	3
TOTAL		80

Q27 Do you regularly make use of the following to keep up to date on school activities, programs, etc.? Check all that apply.

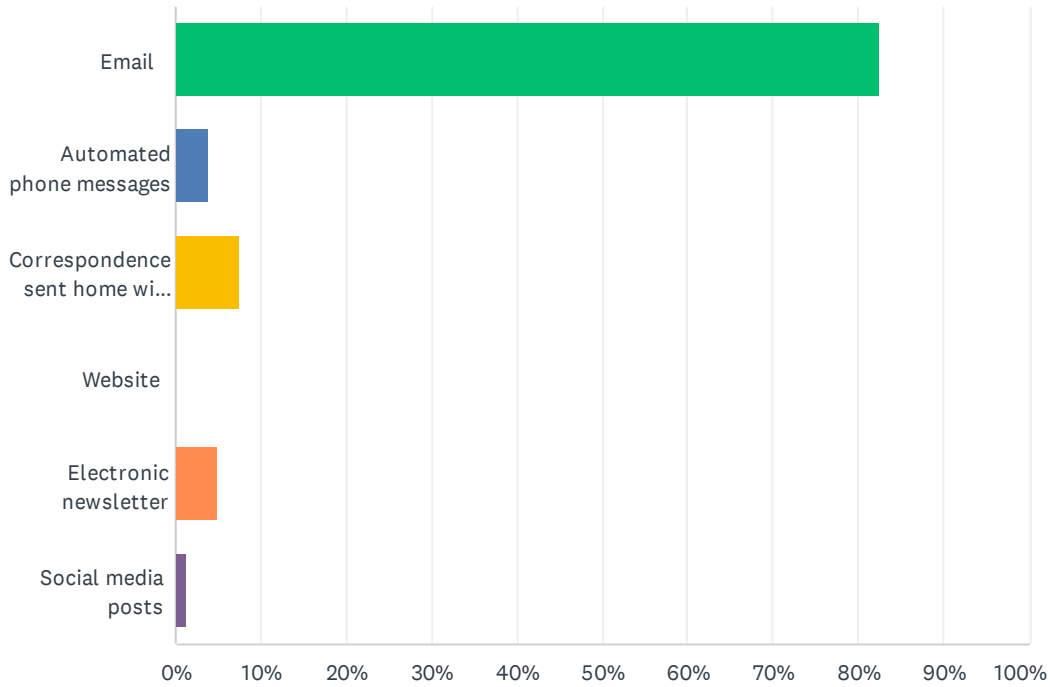
Answered: 80 Skipped: 27



ANSWER CHOICES	RESPONSES	
Email from school	93.75%	75
Email from teachers	71.25%	57
School council meetings	18.75%	15
School website	51.25%	41
School social media channels	30.00%	24
School newsletter	57.50%	46
Phone conversations with the school or teachers	23.75%	19
Correspondence sent home with my child	51.25%	41
Total Respondents: 80		

Q28 What is your most preferred method of communication from the school and Division?

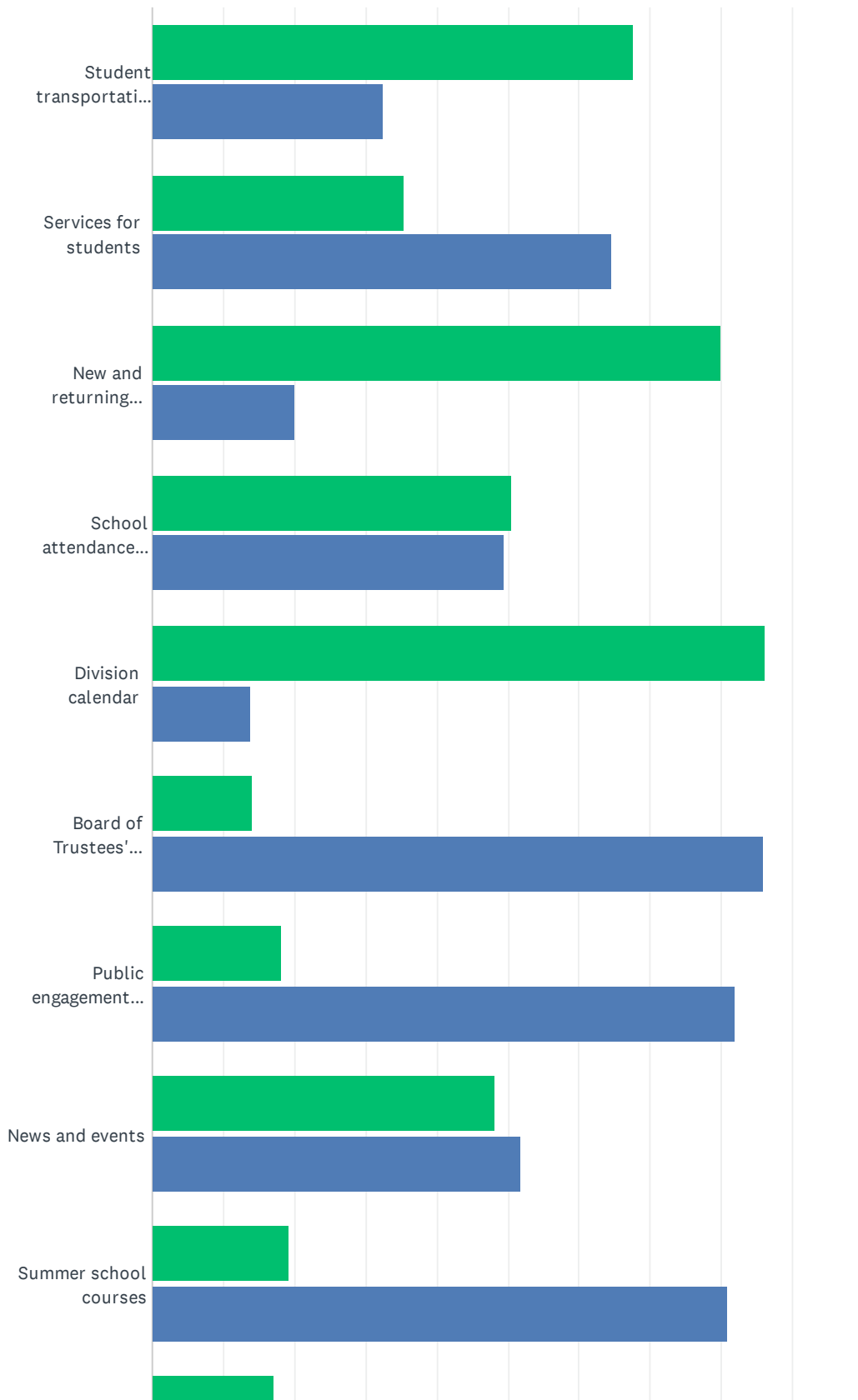
Answered: 80 Skipped: 27



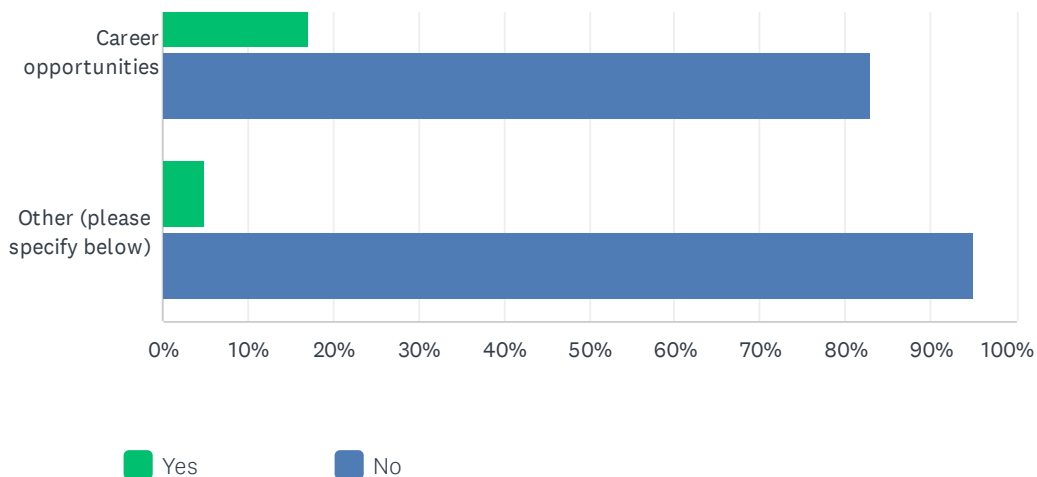
ANSWER CHOICES	RESPONSES	
Email	82.50%	66
Automated phone messages	3.75%	3
Correspondence sent home with my child	7.50%	6
Website	0.00%	0
Electronic newsletter	5.00%	4
Social media posts	1.25%	1
TOTAL		80

Q29 Do you visit the Division website (www.eips.ca) for information on:

Answered: 80 Skipped: 27



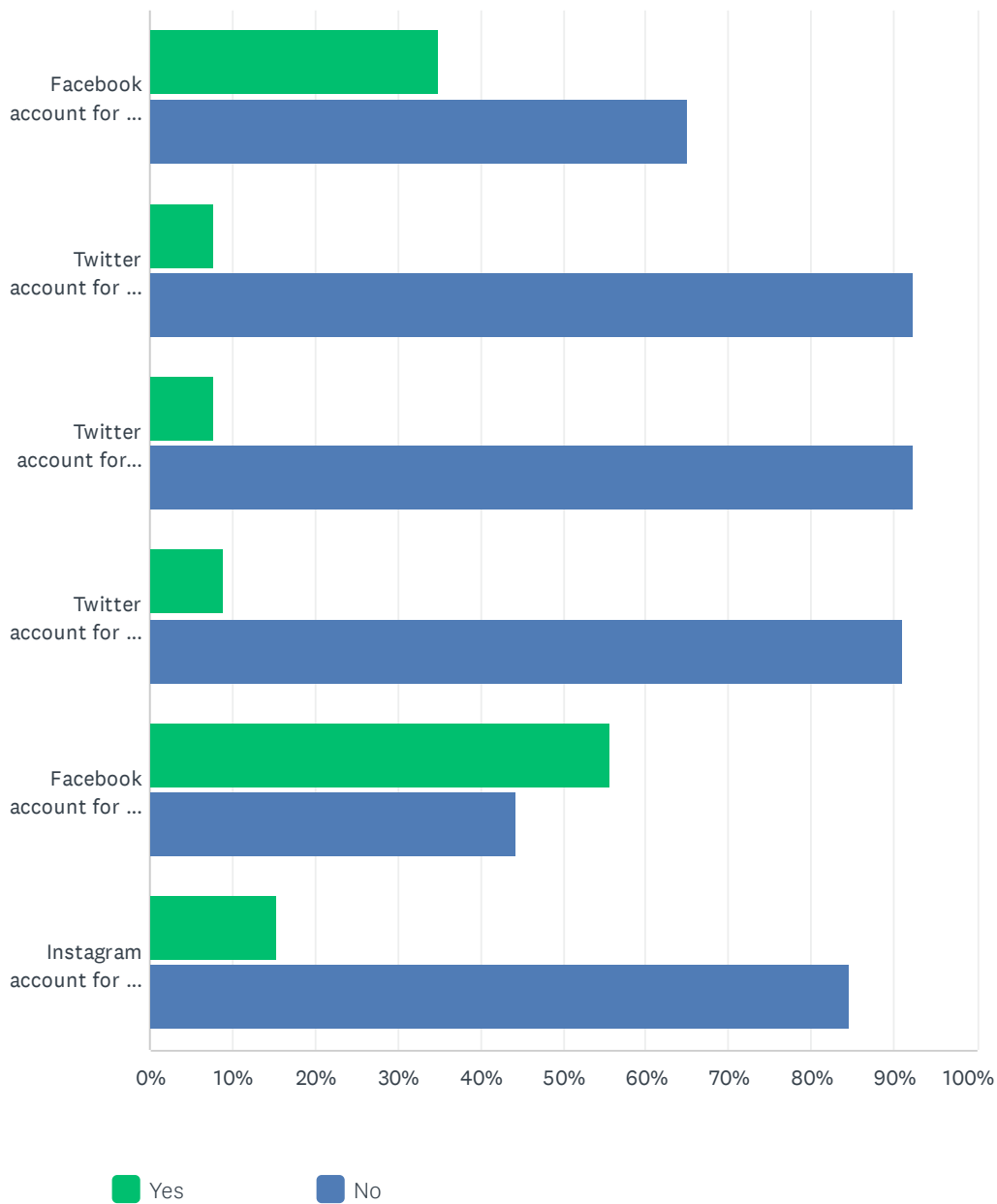
EIPS Parent Survey 2021-22



	YES	NO	TOTAL	WEIGHTED AVERAGE
Student transportation (busing)	67.50% 54	32.50% 26	80	1.68
Services for students	35.44% 28	64.56% 51	79	1.35
New and returning student registration	80.00% 64	20.00% 16	80	1.80
School attendance boundaries	50.63% 40	49.37% 39	79	1.51
Division calendar	86.08% 68	13.92% 11	79	1.86
Board of Trustees' meetings	14.10% 11	85.90% 67	78	1.14
Public engagement initiatives	18.18% 14	81.82% 63	77	1.18
News and events	48.10% 38	51.90% 41	79	1.48
Summer school courses	19.23% 15	80.77% 63	78	1.19
Career opportunities	17.11% 13	82.89% 63	76	1.17
Other (please specify below)	5.00% 3	95.00% 57	60	1.05

Q30 The Division and schools often share news and information on social media. Do you follow:

Answered: 80 Skipped: 27



EIPS Parent Survey 2021-22

	YES	NO	TOTAL	WEIGHTED AVERAGE
Facebook account for the Division (@ElkIslandPublicSchools)	35.00% 28	65.00% 52	80	1.35
Twitter account for the Division (@eips)	7.59% 6	92.41% 73	79	1.08
Twitter account for EIPS Student Transportation (@eipsST)	7.59% 6	92.41% 73	79	1.08
Twitter account for my child's school, if applicable	8.97% 7	91.03% 71	78	1.09
Facebook account for my child's school, if applicable	55.70% 44	44.30% 35	79	1.56
Instagram account for my child's school, if applicable	15.38% 12	84.62% 66	78	1.15