

Q1 What school does your child currently attend?

Answered: 116 Skipped: 0



EIPS Parent Survey 2018-19



EIPS Parent Survey 2018-19

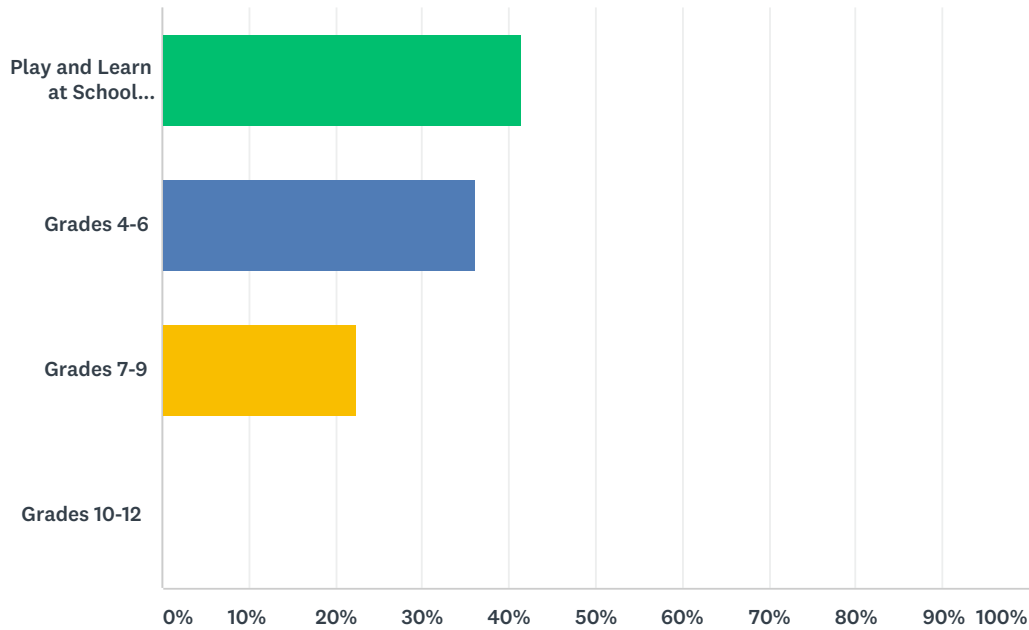
ANSWER CHOICES	RESPONSES	
A.L. Horton Elementary	0.00%	0
Andrew School	0.00%	0
Ardrossan Elementary	0.00%	0
Ardrossan Junior Senior High	0.00%	0
Bev Facey Community High	0.00%	0
Brentwood Elementary	0.00%	0
Bruderheim School	0.00%	0
Clover Bar Junior High	0.00%	0
Davidson Creek Elementary	0.00%	0
École Campbelltown	0.00%	0
École Parc Élémentaire	0.00%	0
F.R. Haythorne Junior High	0.00%	0
Fort Saskatchewan Christian	0.00%	0
Fort Saskatchewan Elementary	0.00%	0
Fort Saskatchewan Senior High	0.00%	0
Fultonvale Elementary Junior High	100.00%	116
Glen Allan Elementary	0.00%	0
James Mowat Elementary	0.00%	0
Lakeland Ridge	0.00%	0
Lamont Elementary	0.00%	0
Lamont High	0.00%	0
Mills Haven Elementary	0.00%	0
Mundare School	0.00%	0
Next Step/Outreach	0.00%	0
Pine Street Elementary	0.00%	0
Rudolph Hennig Junior High	0.00%	0
Salisbury Composite High	0.00%	0
Sherwood Heights Junior High	0.00%	0
SouthPointe School	0.00%	0
Strathcona Christian Academy Elementary	0.00%	0
Strathcona Christian Academy Secondary	0.00%	0
Uncas Elementary	0.00%	0
Vegreville Composite High	0.00%	0
Wes Hosford Elementary	0.00%	0

EIPS Parent Survey 2018-19

Westboro Elementary	0.00%	0
Win Ferguson Elementary	0.00%	0
Woodbridge Farms Elementary	0.00%	0
Wye Elementary	0.00%	0
TOTAL		116

Q2 What grade is your child currently in?

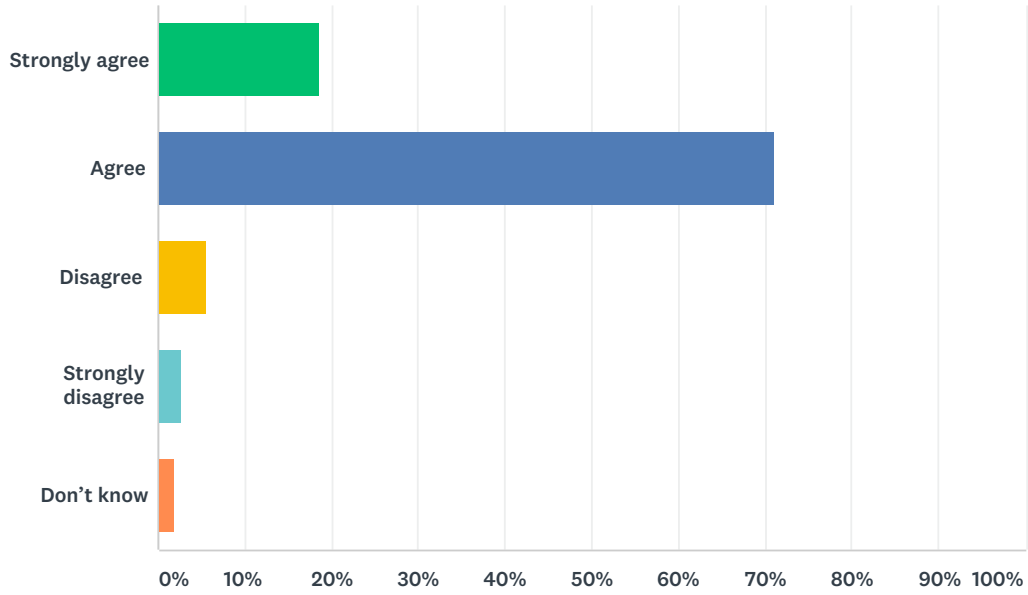
Answered: 116 Skipped: 0



ANSWER CHOICES	RESPONSES	
Play and Learn at School (PALS) Kindergarten Grades 1-3	41.38%	48
Grades 4-6	36.21%	42
Grades 7-9	22.41%	26
Grades 10-12	0.00%	0
TOTAL		116

Q3 My child's individual needs are met.

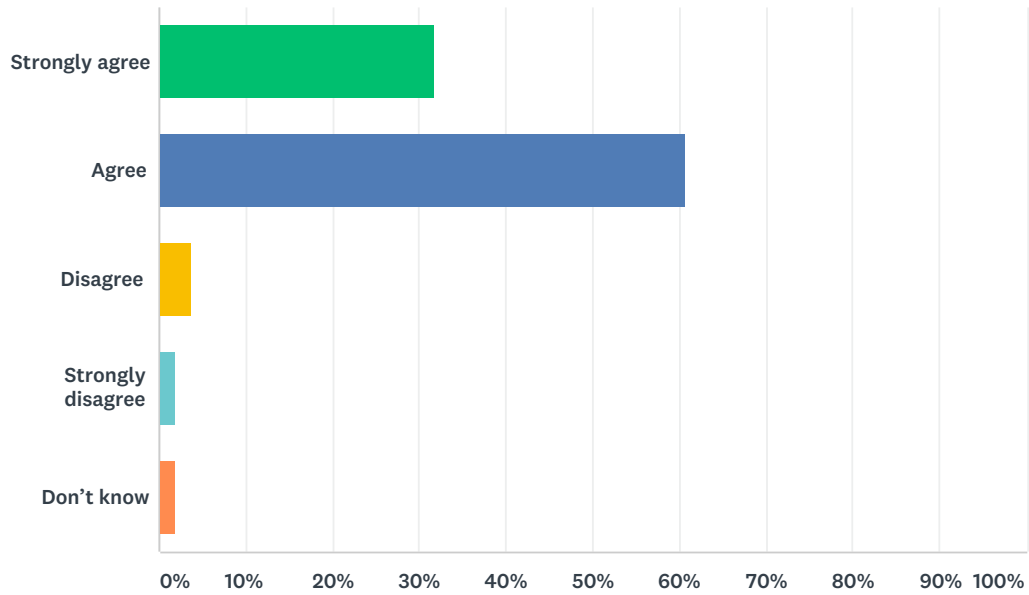
Answered: 107 Skipped: 9



ANSWER CHOICES	RESPONSES	
Strongly agree	18.69%	20
Agree	71.03%	76
Disagree	5.61%	6
Strongly disagree	2.80%	3
Don't know	1.87%	2
TOTAL		107

Q4 My child is encouraged at school to do his or her best.

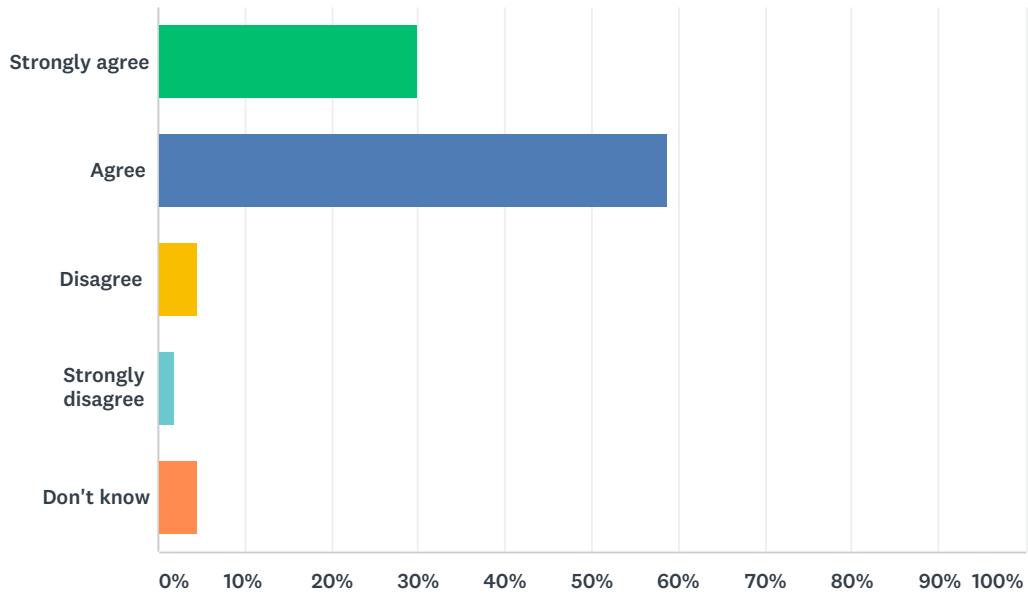
Answered: 107 Skipped: 9



ANSWER CHOICES	RESPONSES	
Strongly agree	31.78%	34
Agree	60.75%	65
Disagree	3.74%	4
Strongly disagree	1.87%	2
Don't know	1.87%	2
TOTAL		107

Q5 My child is demonstrating growth in literacy.

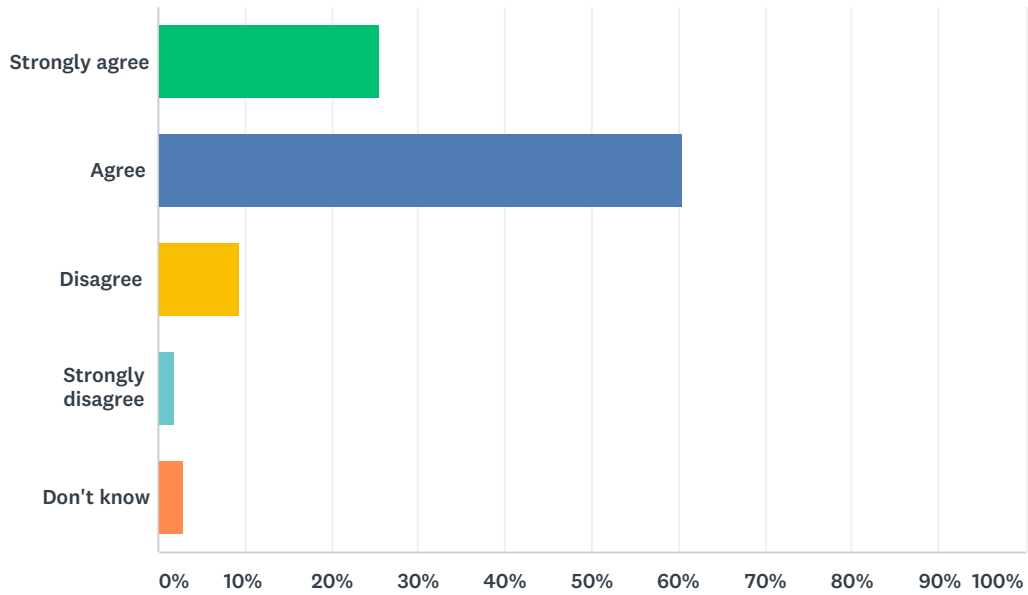
Answered: 107 Skipped: 9



ANSWER CHOICES	RESPONSES	
Strongly agree	29.91%	32
Agree	58.88%	63
Disagree	4.67%	5
Strongly disagree	1.87%	2
Don't know	4.67%	5
TOTAL		107

Q6 My child is demonstrating growth in numeracy.

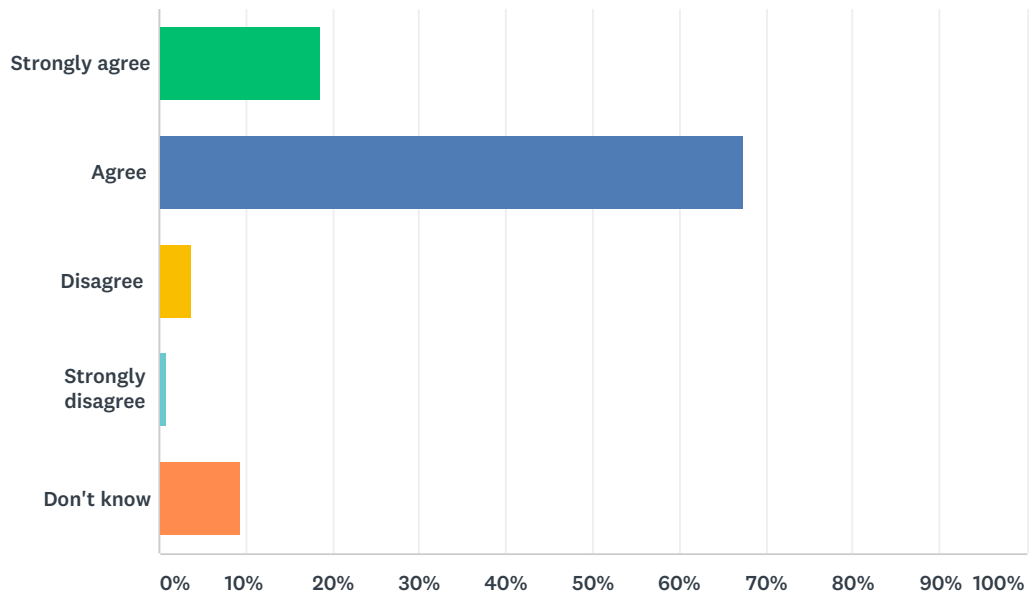
Answered: 106 Skipped: 10



ANSWER CHOICES	RESPONSES	
Strongly agree	25.47%	27
Agree	60.38%	64
Disagree	9.43%	10
Strongly disagree	1.89%	2
Don't know	2.83%	3
TOTAL		106

Q7 My child has an understanding of First Nations, Métis and Inuit culture and history.

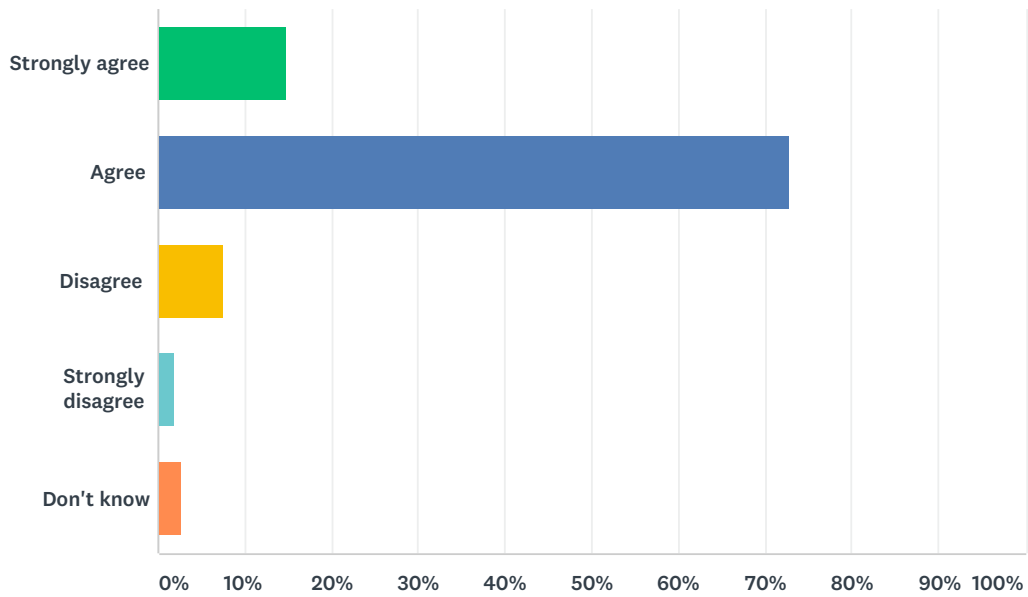
Answered: 107 Skipped: 9



ANSWER CHOICES	RESPONSES	
Strongly agree	18.69%	20
Agree	67.29%	72
Disagree	3.74%	4
Strongly disagree	0.93%	1
Don't know	9.35%	10
TOTAL		107

Q8 My child is being taught knowledge, skills and attitudes necessary to be successful in life.

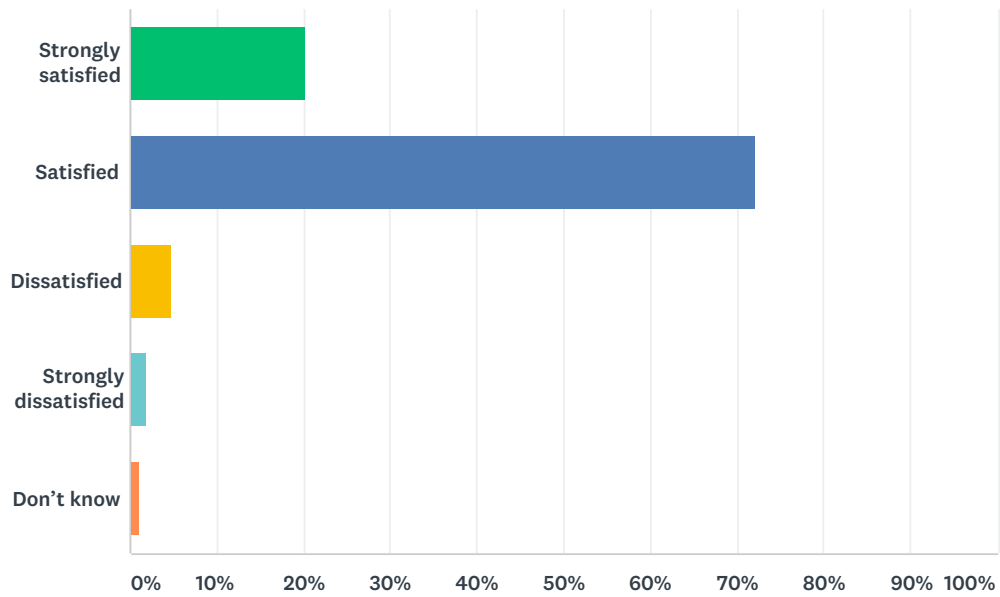
Answered: 107 Skipped: 9



ANSWER CHOICES	RESPONSES	
Strongly agree	14.95%	16
Agree	72.90%	78
Disagree	7.48%	8
Strongly disagree	1.87%	2
Don't know	2.80%	3
TOTAL		107

Q9 How satisfied are you with the quality of education your child is receiving at his or her school?

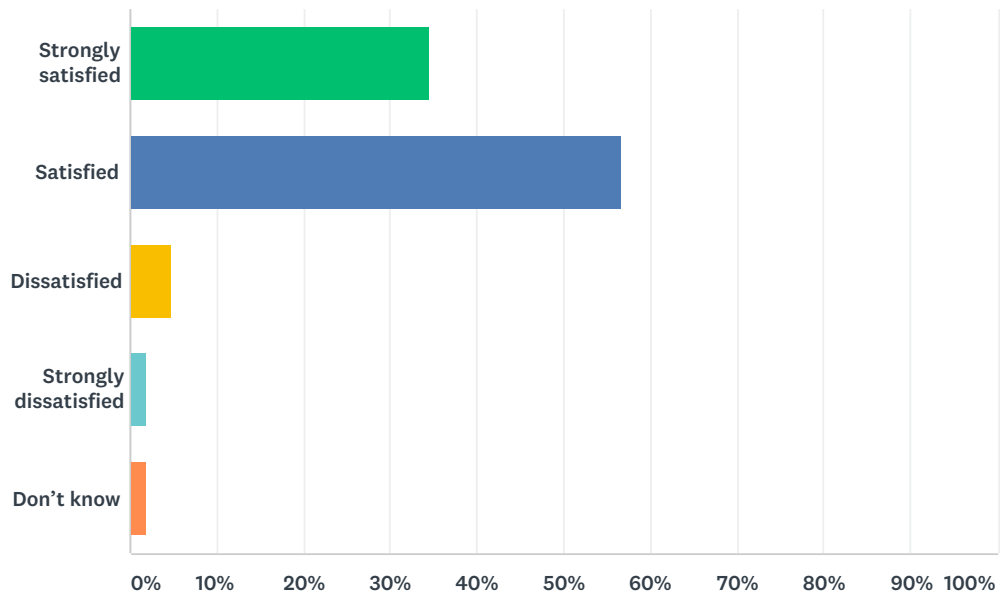
Answered: 104 Skipped: 12



ANSWER CHOICES	RESPONSES	
Strongly satisfied	20.19%	21
Satisfied	72.12%	75
Dissatisfied	4.81%	5
Strongly dissatisfied	1.92%	2
Don't know	0.96%	1
TOTAL		104

Q10 How satisfied are you with the quality of teaching at your child's school?

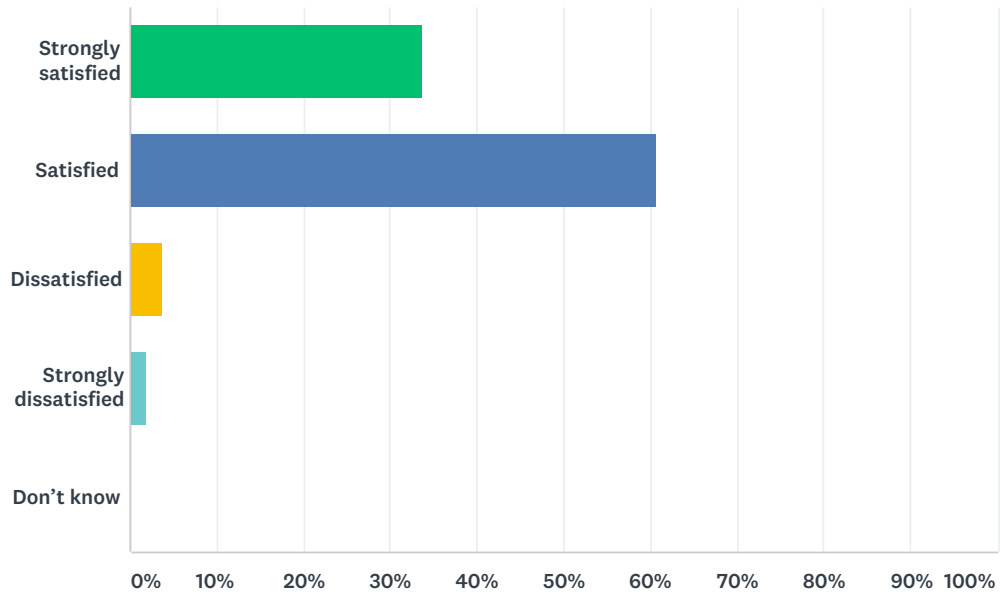
Answered: 104 Skipped: 12



ANSWER CHOICES	RESPONSES	
Strongly satisfied	34.62%	36
Satisfied	56.73%	59
Dissatisfied	4.81%	5
Strongly dissatisfied	1.92%	2
Don't know	1.92%	2
TOTAL		104

Q11 How satisfied are you with the leadership in your child's school?

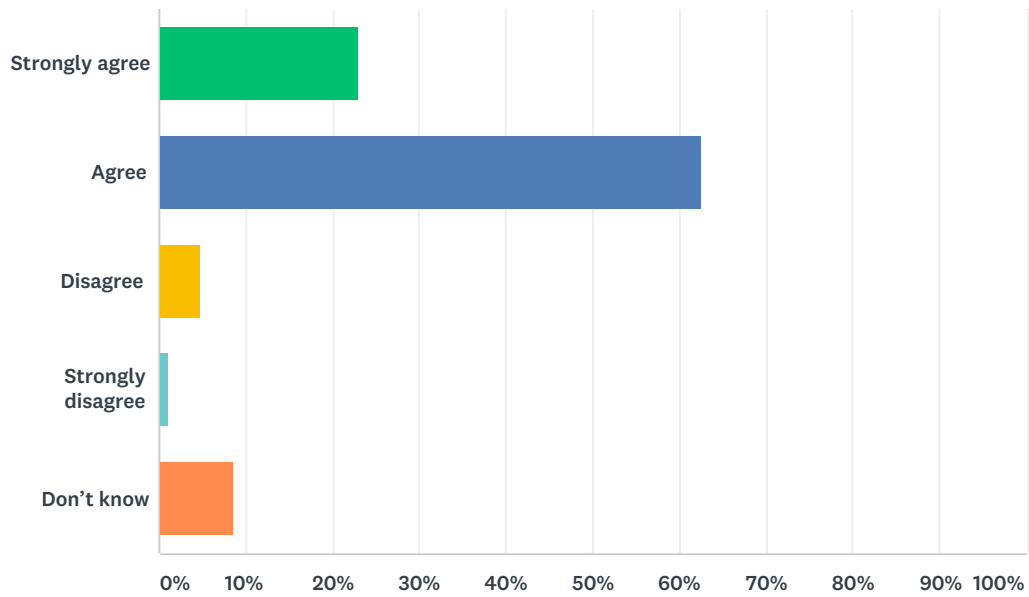
Answered: 104 Skipped: 12



ANSWER CHOICES	RESPONSES	
Strongly satisfied	33.65%	35
Satisfied	60.58%	63
Dissatisfied	3.85%	4
Strongly dissatisfied	1.92%	2
Don't know	0.00%	0
TOTAL		104

Q12 The rights and responsibilities of citizenship are reinforced in my child's school.

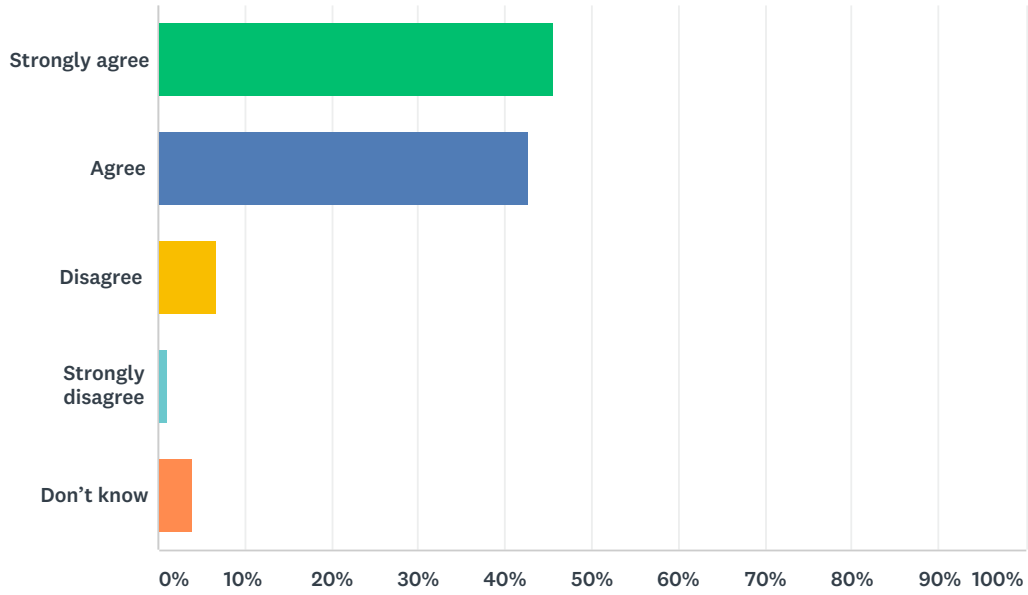
Answered: 104 Skipped: 12



ANSWER CHOICES	RESPONSES	
Strongly agree	23.08%	24
Agree	62.50%	65
Disagree	4.81%	5
Strongly disagree	0.96%	1
Don't know	8.65%	9
TOTAL		104

Q13 The school staff care about my child.

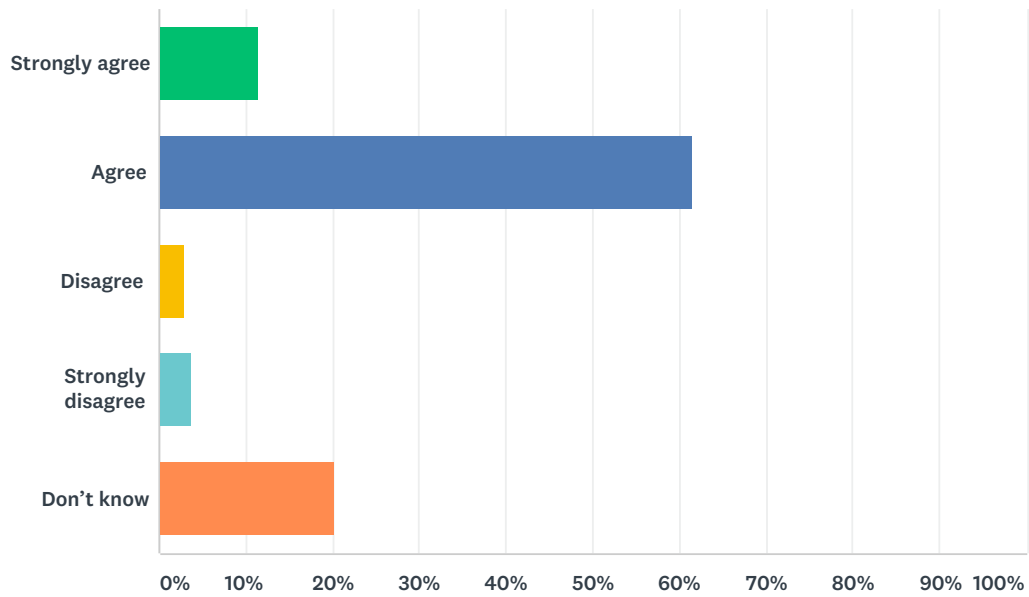
Answered: 103 Skipped: 13



ANSWER CHOICES	RESPONSES	
Strongly agree	45.63%	47
Agree	42.72%	44
Disagree	6.80%	7
Strongly disagree	0.97%	1
Don't know	3.88%	4
TOTAL		103

Q14 Discipline is handled in a fair and reasonable manner in my child's school.

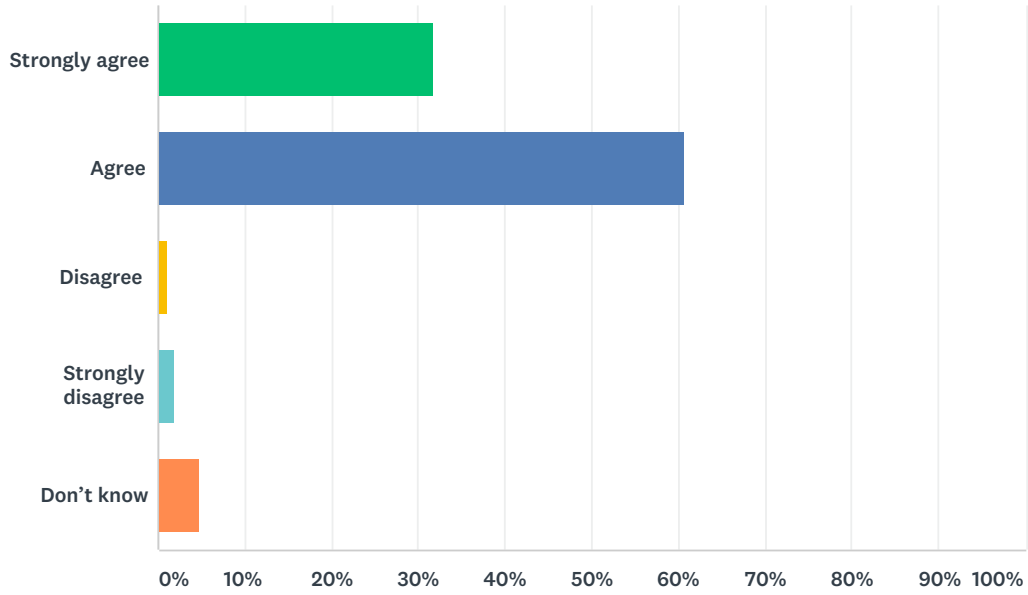
Answered: 104 Skipped: 12



ANSWER CHOICES	RESPONSES	
Strongly agree	11.54%	12
Agree	61.54%	64
Disagree	2.88%	3
Strongly disagree	3.85%	4
Don't know	20.19%	21
TOTAL		104

Q15 My child's school is safe.

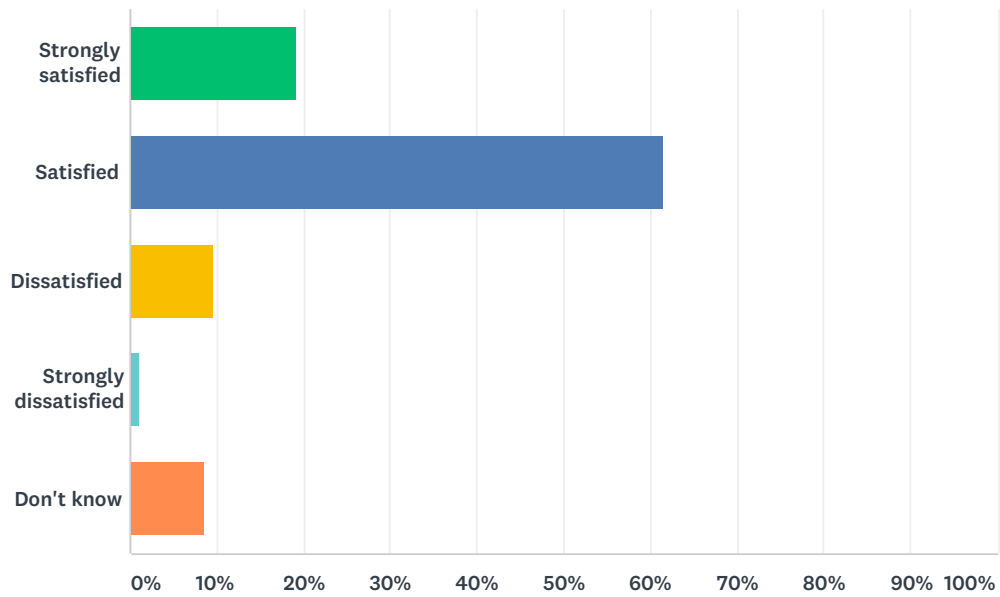
Answered: 104 Skipped: 12



ANSWER CHOICES	RESPONSES	
Strongly agree	31.73%	33
Agree	60.58%	63
Disagree	0.96%	1
Strongly disagree	1.92%	2
Don't know	4.81%	5
TOTAL		104

Q16 How satisfied are you with the resources available to support your child's learning?

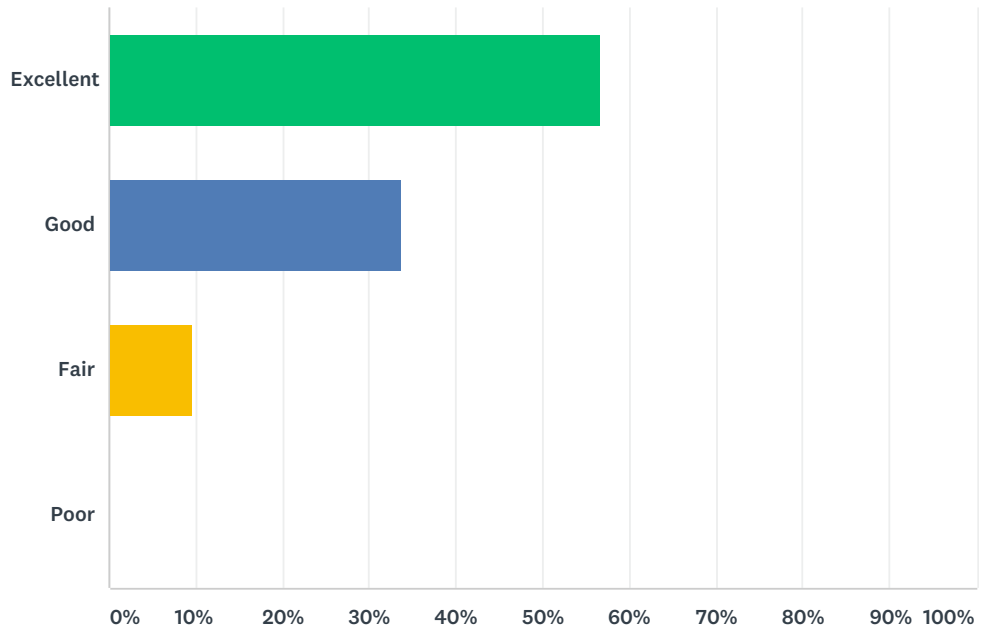
Answered: 104 Skipped: 12



ANSWER CHOICES	RESPONSES	
Strongly satisfied	19.23%	20
Satisfied	61.54%	64
Dissatisfied	9.62%	10
Strongly dissatisfied	0.96%	1
Don't know	8.65%	9
TOTAL		104

Q17 How would you rate the physical condition of your child's school?

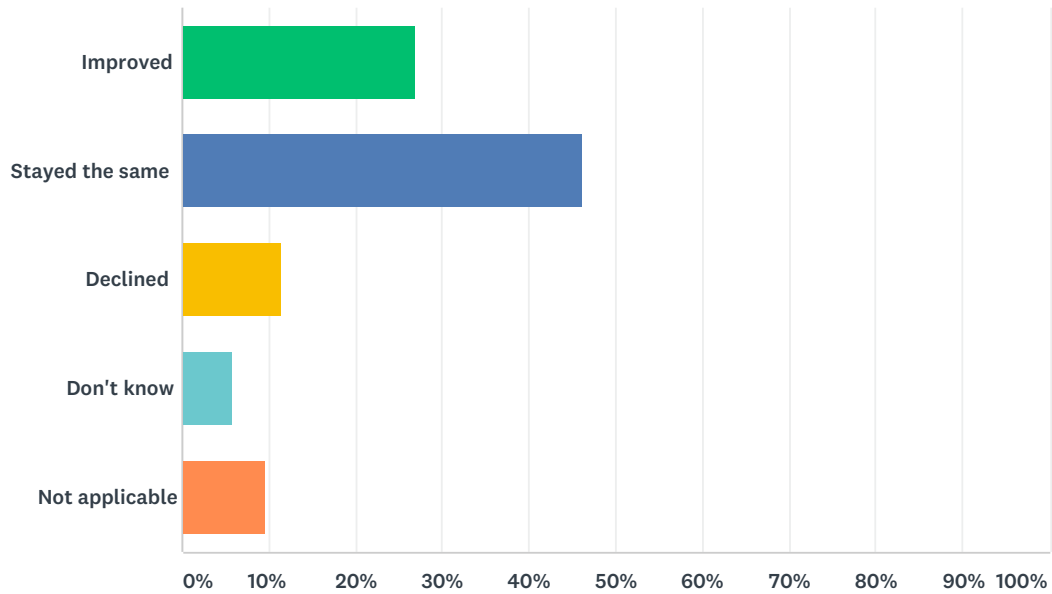
Answered: 104 Skipped: 12



ANSWER CHOICES	RESPONSES
Excellent	56.73% 59
Good	33.65% 35
Fair	9.62% 10
Poor	0.00% 0
TOTAL	104

Q18 In your opinion, has the quality of education your child has experienced at school improved, stayed the same or declined in the past three years?

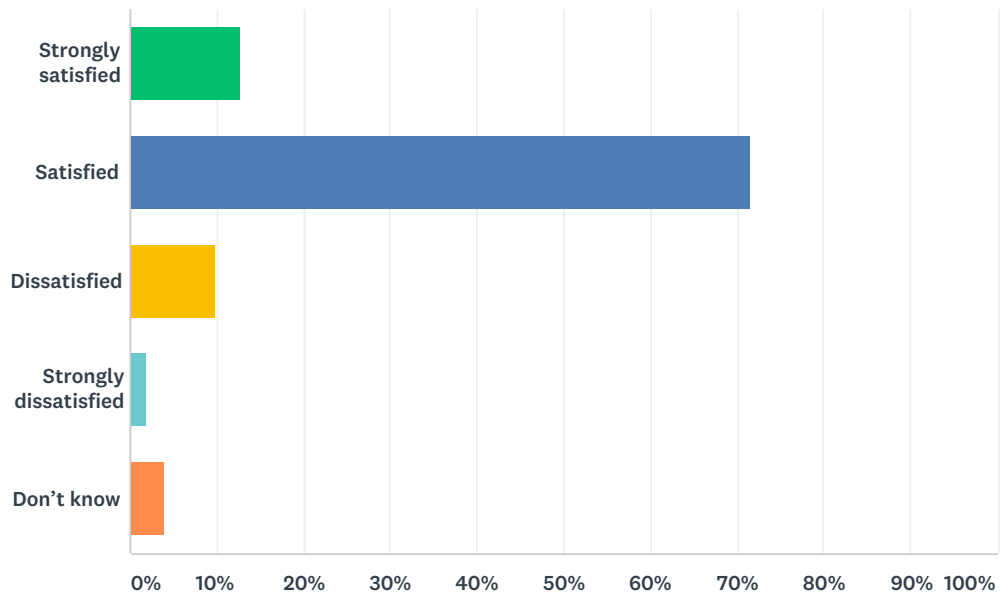
Answered: 104 Skipped: 12



ANSWER CHOICES	RESPONSES	
Improved	26.92%	28
Stayed the same	46.15%	48
Declined	11.54%	12
Don't know	5.77%	6
Not applicable	9.62%	10
TOTAL		104

Q19 How satisfied are you with the opportunity to be involved in decisions at your child's school?

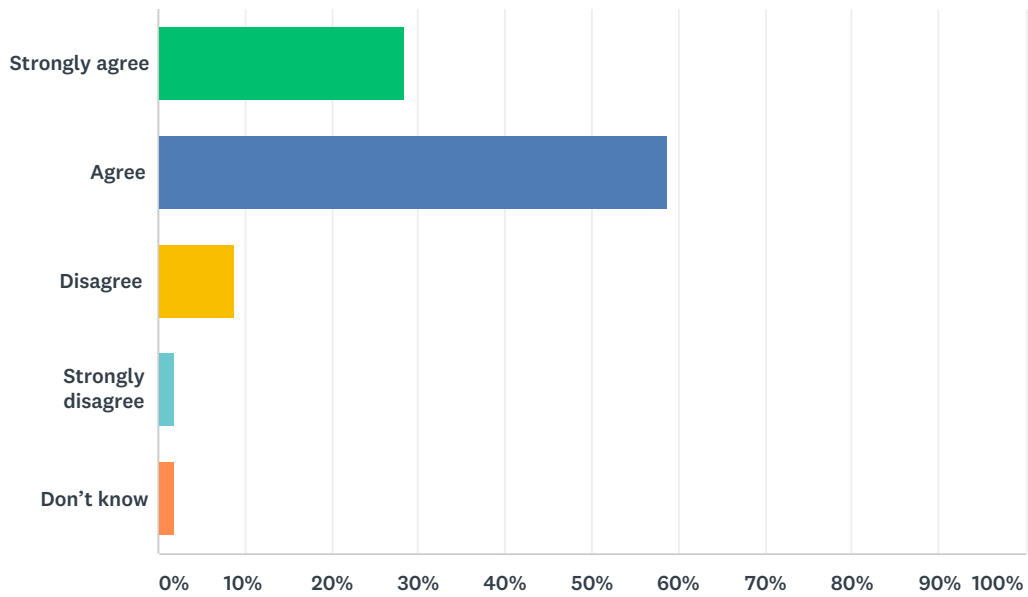
Answered: 102 Skipped: 14



ANSWER CHOICES	RESPONSES	
Strongly satisfied	12.75%	13
Satisfied	71.57%	73
Dissatisfied	9.80%	10
Strongly dissatisfied	1.96%	2
Don't know	3.92%	4
TOTAL		102

Q20 The school keeps me informed about my child's progress and achievement.

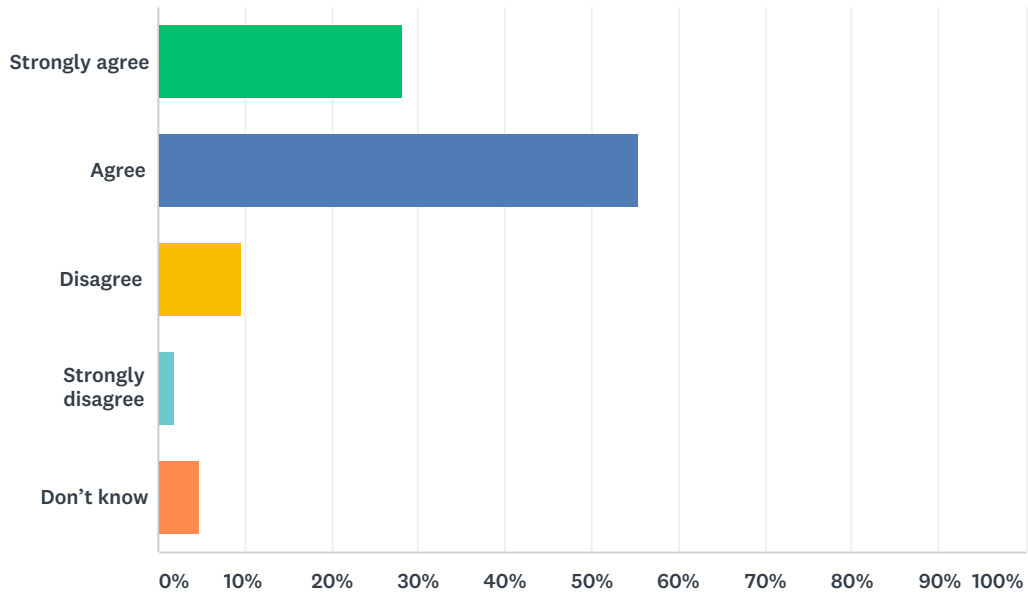
Answered: 102 Skipped: 14



ANSWER CHOICES	RESPONSES	
Strongly agree	28.43%	29
Agree	58.82%	60
Disagree	8.82%	9
Strongly disagree	1.96%	2
Don't know	1.96%	2
TOTAL		102

Q21 There is open and honest communication within my child's school.

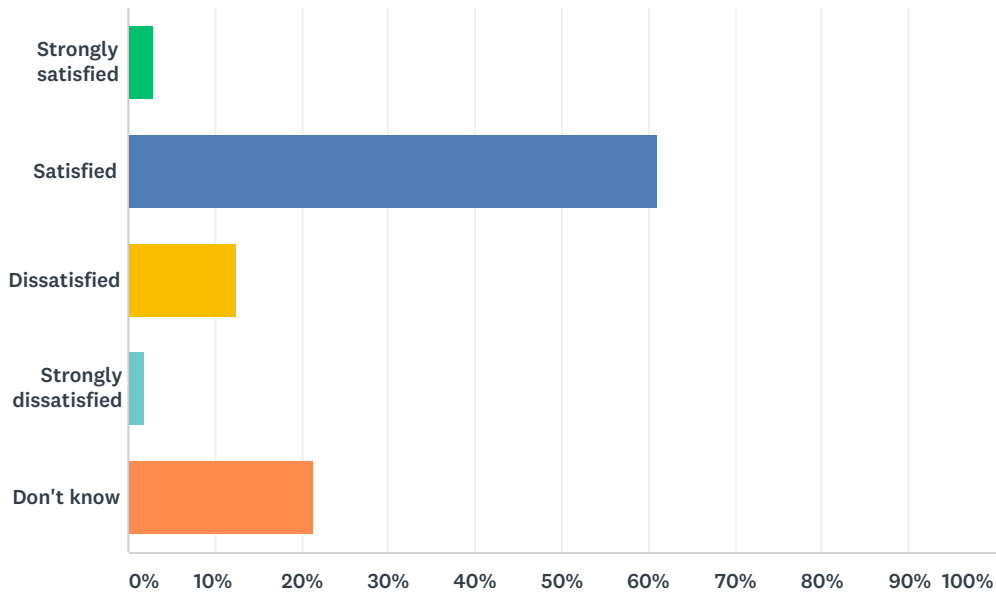
Answered: 103 Skipped: 13



ANSWER CHOICES	RESPONSES	
Strongly agree	28.16%	29
Agree	55.34%	57
Disagree	9.71%	10
Strongly disagree	1.94%	2
Don't know	4.85%	5
TOTAL		103

Q22 How satisfied are you with the community partnerships that may be established at your school? For example: Saffron, KEYS program, Green Certificate, lunch programs, after-school programs, RAP, Tools for School, Scratch Day, Entrepreneurial Adventure, scholarships/grants, etc.

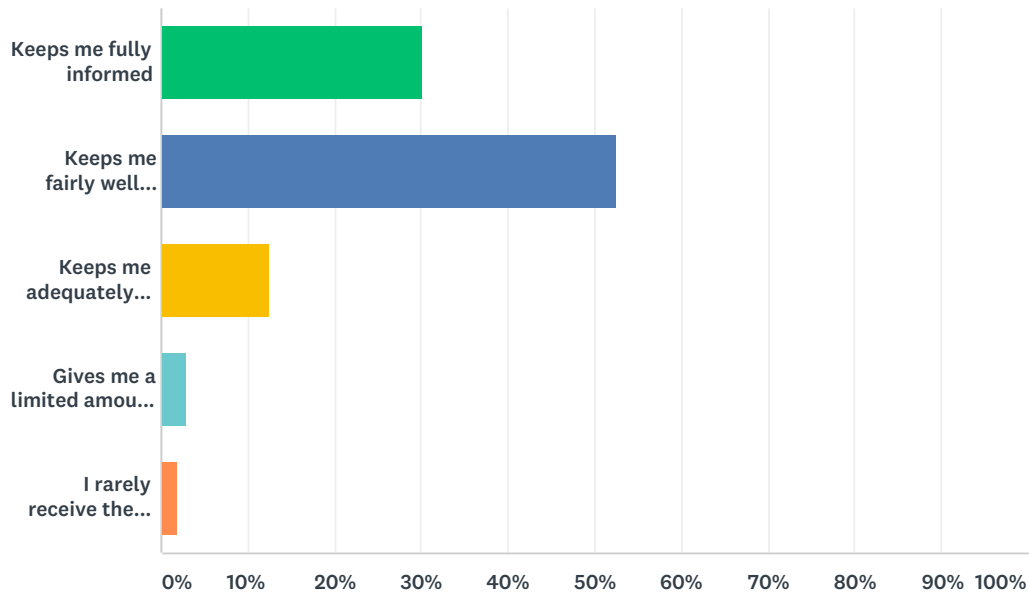
Answered: 103 Skipped: 13



ANSWER CHOICES	RESPONSES	
Strongly satisfied	2.91%	3
Satisfied	61.17%	63
Dissatisfied	12.62%	13
Strongly dissatisfied	1.94%	2
Don't know	21.36%	22
TOTAL		103

Q23 Elk Island Public Schools appreciates the opportunity to stay connected with parents about news, activities, programs and other matters of importance. What is your impression of the communication you receive from your child's school?

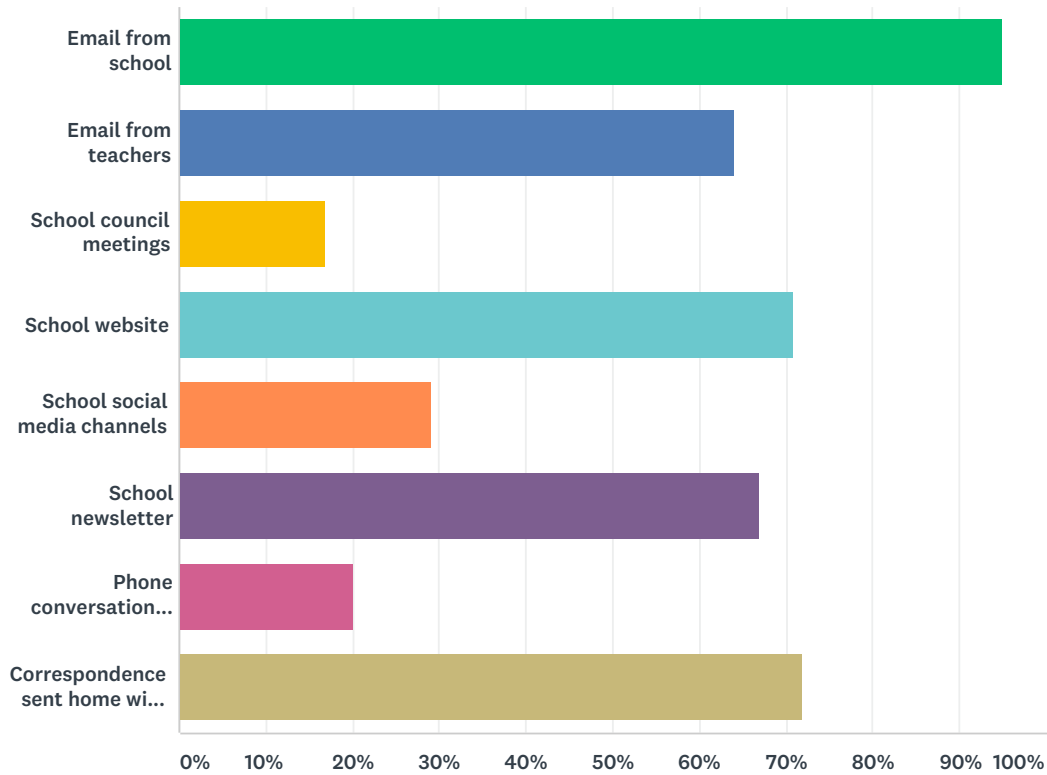
Answered: 103 Skipped: 13



ANSWER CHOICES	RESPONSES	
Keeps me fully informed	30.10%	31
Keeps me fairly well informed	52.43%	54
Keeps me adequately informed	12.62%	13
Gives me a limited amount of information	2.91%	3
I rarely receive the information I need	1.94%	2
TOTAL		103

Q24 Do you regularly make use of the following to keep up to date on school activities, programs, etc.? Check all that apply.

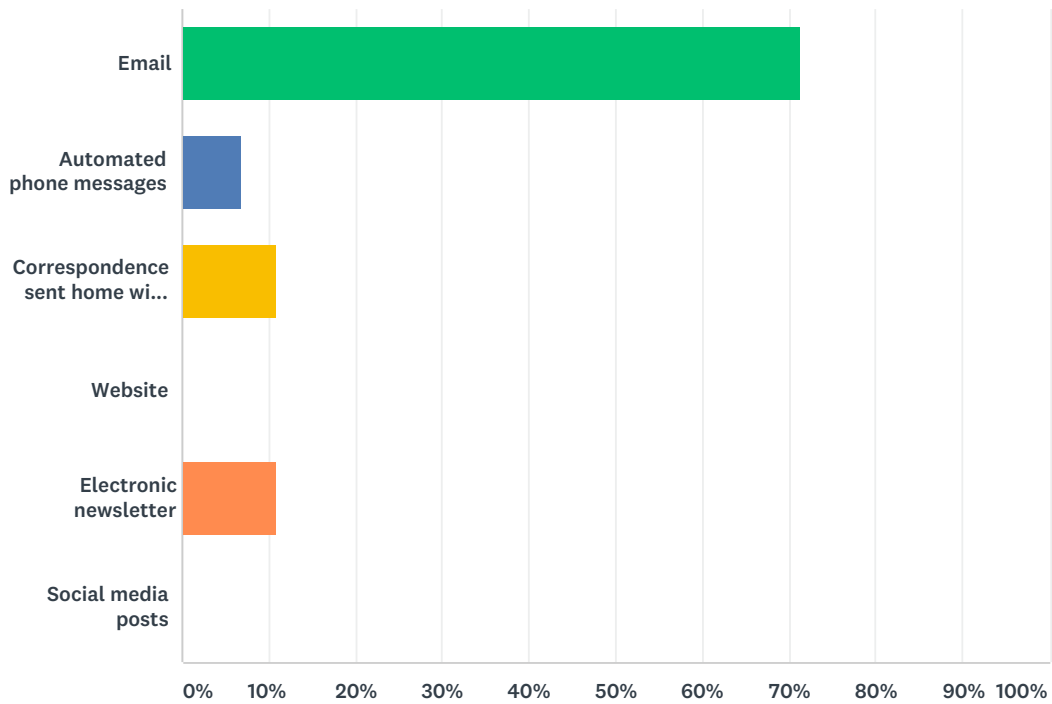
Answered: 100 Skipped: 16



ANSWER CHOICES	RESPONSES	
Email from school	95.00%	95
Email from teachers	64.00%	64
School council meetings	17.00%	17
School website	71.00%	71
School social media channels	29.00%	29
School newsletter	67.00%	67
Phone conversations with the school or teachers	20.00%	20
Correspondence sent home with your child	72.00%	72
Total Respondents: 100		

Q25 What is your most preferred method of communication from the school and Division?

Answered: 101 Skipped: 15

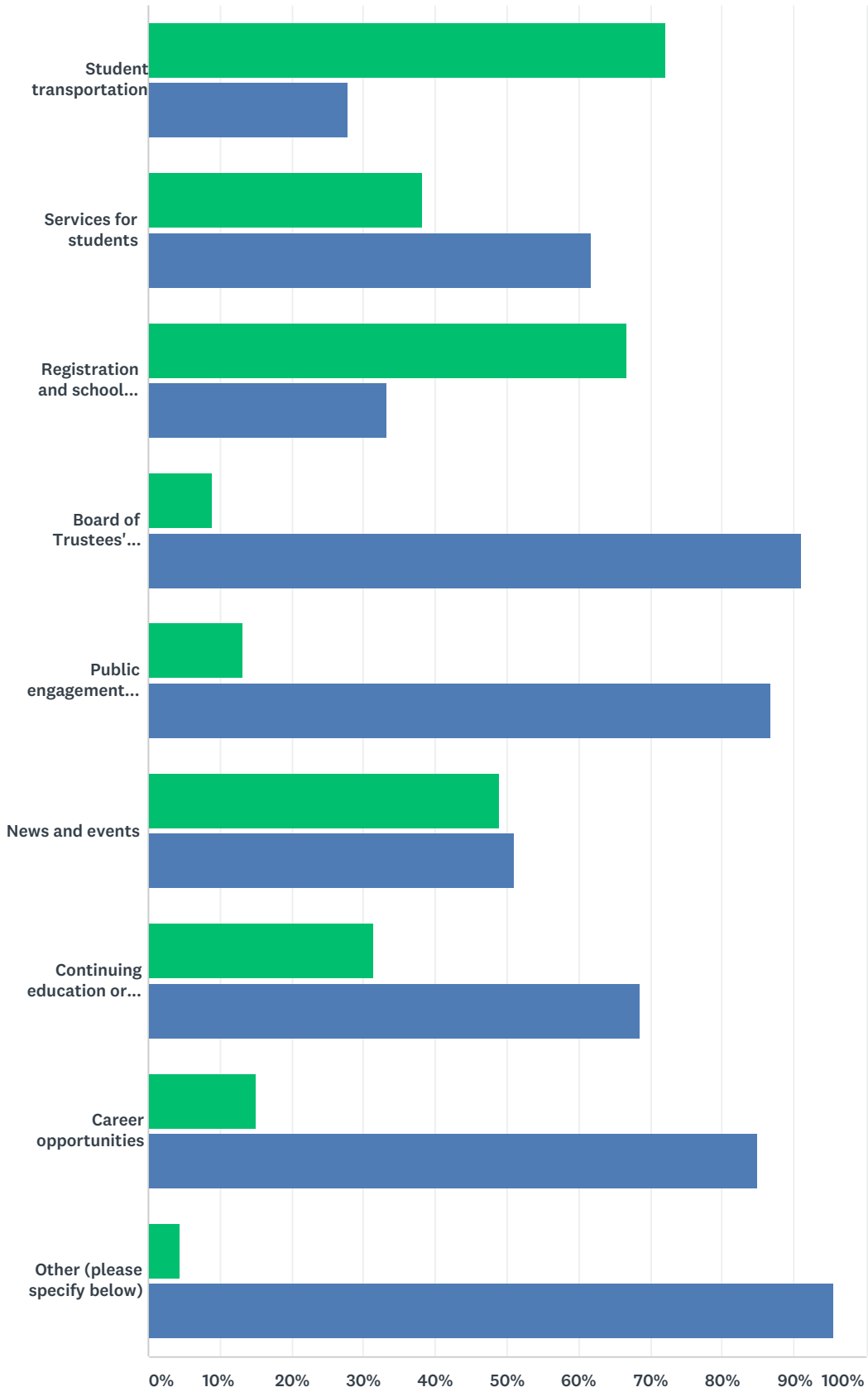


ANSWER CHOICES	RESPONSES	
Email	71.29%	72
Automated phone messages	6.93%	7
Correspondence sent home with your child	10.89%	11
Website	0.00%	0
Electronic newsletter	10.89%	11
Social media posts	0.00%	0
TOTAL		101

Q26 Do you visit the Division website (www.eips.ca) for information on:

Answered: 101 Skipped: 15

EIPS Parent Survey 2018-19



■ Yes
 ■ No

	YES	NO	TOTAL	WEIGHTED AVERAGE
--	-----	----	-------	------------------

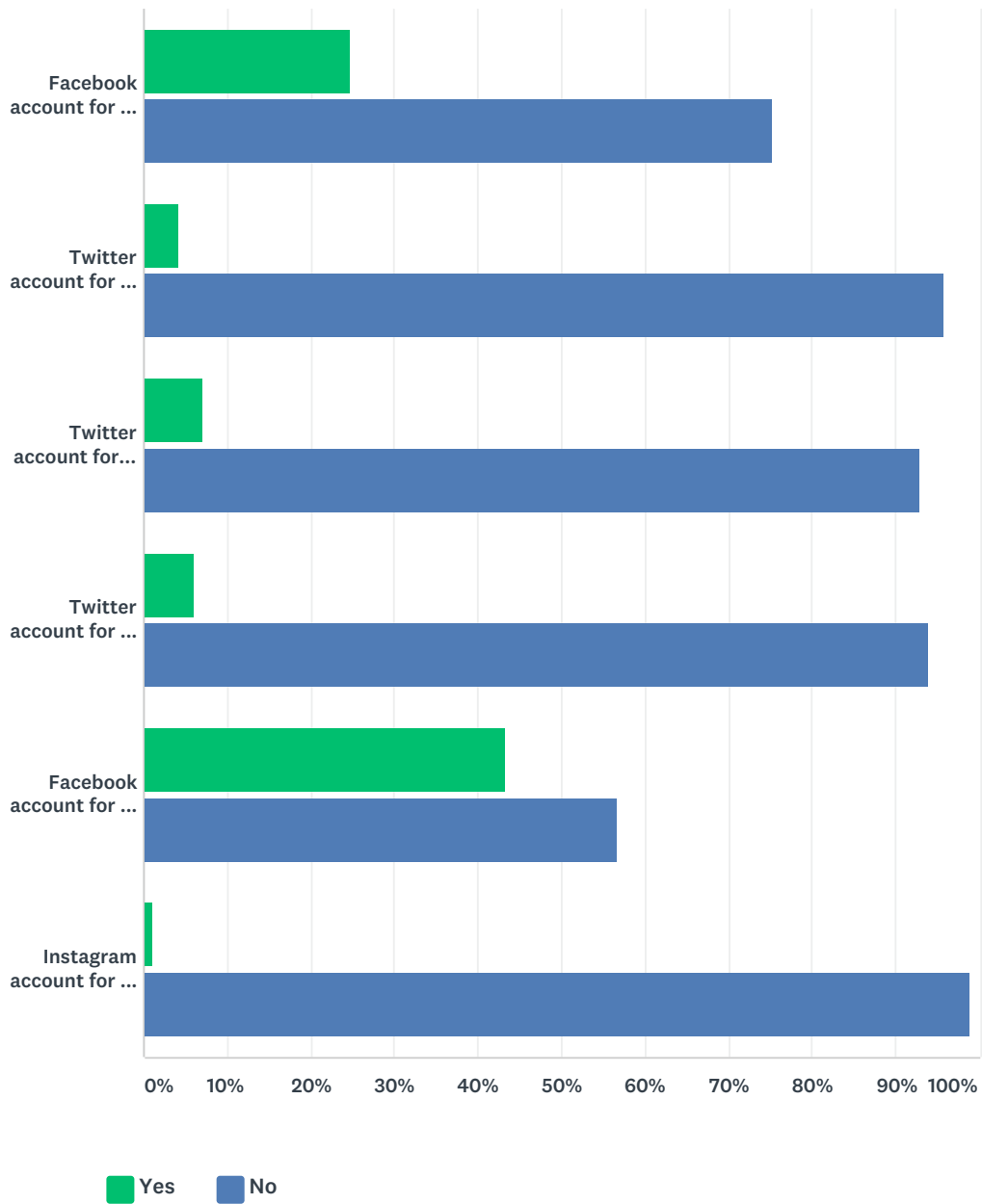
EIPS Parent Survey 2018-19

Student transportation	72.28% 73	27.72% 28	101	1.72
Services for students	38.38% 38	61.62% 61	99	1.38
Registration and school boundaries	66.67% 66	33.33% 33	99	1.67
Board of Trustees' meetings	9.09% 9	90.91% 90	99	1.09
Public engagement initiatives	13.13% 13	86.87% 86	99	1.13
News and events	49.00% 49	51.00% 51	100	1.49
Continuing education or summer courses	31.31% 31	68.69% 68	99	1.31
Career opportunities	15.15% 15	84.85% 84	99	1.15
Other (please specify below)	4.48% 3	95.52% 64	67	1.04

#	OTHER:	DATE
1	Power School and contacts	3/14/2019 11:30 PM
2	Calendar	3/11/2019 1:40 PM

Q27 The Division and schools often share news and information on social media. Do you follow:

Answered: 99 Skipped: 17



	YES	NO	TOTAL	WEIGHTED AVERAGE
Facebook account for the Division (Facebook.com/ElkIslandPublicSchools)	24.74% 24	75.26% 73	97	1.25
Twitter account for the Division (@eips)	4.08% 4	95.92% 94	98	1.04
Twitter account for EIPS Student Transportation (@eipsST)	7.22% 7	92.78% 90	97	1.07
Twitter account for my child's school	6.06% 6	93.94% 93	99	1.06

EIPS Parent Survey 2018-19

Facebook account for my child's school, if applicable	43.30%	56.70%		
	42	55	97	1.43
<hr/>				
Instagram account for my child's school, if applicable	1.05%	98.95%		
	1	94	95	1.01